

MADE IN ITALY. MADE TO EXCEL.

BOOST NATURAL

Interactive version

 **atlas concorde**

August 2022

CONCRETE LOOK

PORCELAIN TILES
GRES PORCELLANATO
Grès cérame
Feinsteinzeug
Gres porcelánico
Керамический гранит

WHITE-BODY WALL TILES
RIVESTIMENTI IN PASTA BIANCA
Revêtements en pâte blanche
Weißscherbige Wandfliesen
Revestimientos en pasta blanca
Настенная плитка из белой глины



Atlas Concorde is one of the leading global brands in the production of ceramic tiles and large slabs for design and architecture. With over 50 years of history, two production plants, and numerous showrooms in the capitals of international design, Atlas Concorde offers integrated and sustainable ceramic systems for floors, walls, outdoor spaces, worktops, bathroom furnishings, facades and special projects. Design your world with Atlas Concorde.

Atlas Concorde è uno dei principali brand mondiali nella produzione di superfici e grandi lastre ceramiche per il design e l'architettura. Con oltre cinquant'anni di storia, due stabilimenti produttivi, numerose showroom nelle capitali della progettazione internazionale, offriamo sistemi ceramici integrati e sostenibili per pavimenti, rivestimenti, outdoor, piani di lavoro, arredo bagno, facciate e progetti speciali. Design your world with Atlas Concorde.

atlasconcorde.com

BOOST NATURAL

The contemporary handmade



INDEX



OVERVIEW



IMAGE
GALLERY



PRODUCT
RANGE &
TECHNICAL
SPECS.



BOOST WORLD



SUSTAINABILITY



THE BENEFITS OF
CERAMIC TILES





© Ceramiche Atlas Concorde

Index

INDEX



Overview

OVERVIEW



Image Gallery

IMAGE
GALLERY



Product Range &
Technical Specs

SENSITECH
RANGE SUMMARY
TECHNICAL FEATURES

PRODUCT
RANGE &
TECHNICAL
SPECS.



Boost World

BOOST WORLD



Sustainability

SUSTAINABILITY

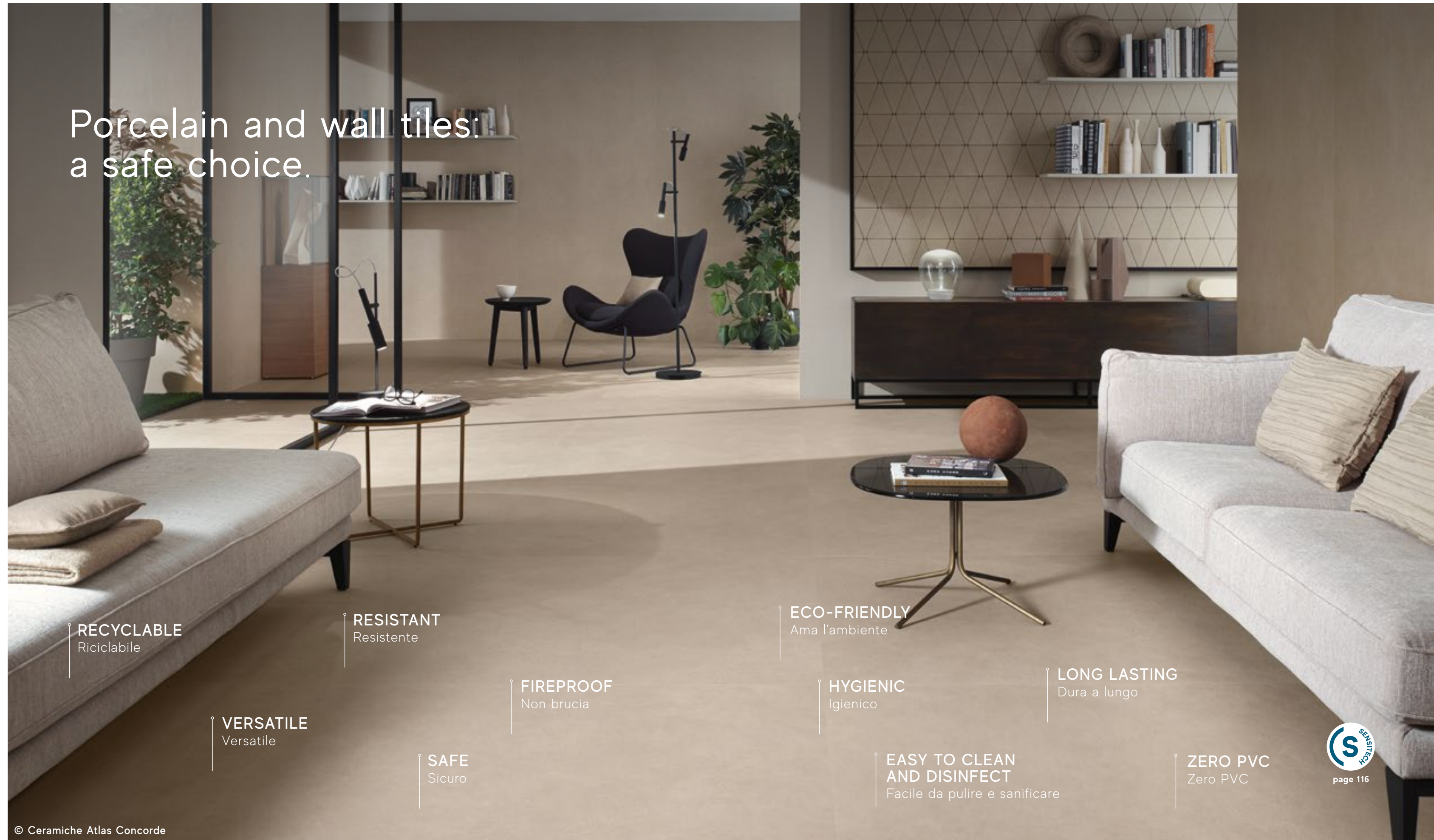


The benefits of Ceramic Tiles

THE BENEFITS OF
CERAMIC TILES



Porcelain and wall tiles: a safe choice.



RECYCLABLE
Riciclabile

RESISTANT
Resistente

ECO-FRIENDLY
Ama l'ambiente

FIREPROOF
Non brucia

HYGIENIC
Igienico

LONG LASTING
Dura a lungo

VERSATILE
Versatile

SAFE
Sicuro

**EASY TO CLEAN
AND DISINFECT**
Facile da pulire e sanificare

ZERO PVC
Zero PVC



page 116

INDEX



OVERVIEW



IMAGE
GALLERY



PRODUCT
RANGE &
TECHNICAL
SPECS.



BOOST WORLD



SUSTAINABILITY



THE BENEFITS OF
CERAMIC TILES



The origin of a pure material.



© Ceramiche Atlas Concorde



© Ceramiche Atlas Concorde

Boost Natural was born from the confluence of an ancient element like raw earth, the creativity of an Italian architect, and the industrial technology of Atlas Concorde. The result is a collection inspired by the natural character of an authentic material, interpreted with craftsmanship and made to the highest standards of quality.

Boost Natural nasce dall'incontro tra un elemento antico come la terra cruda, la creatività di un architetto italiano e la tecnologia industriale di Atlas Concorde. Il risultato è una collezione ispirata alla naturalità di un materiale autentico, interpretata con sapienza artigianale e realizzata ai più alti livelli di qualità.

Boost Natural est né de la rencontre entre un élément ancien comme la terre crue, la créativité d'un architecte italien et la technologie industrielle d'Atlas Concorde. Le résultat est une collection inspirée par le caractère naturel d'un matériau authentique, interprété de manière artisanale et produit aux plus hauts niveaux de qualité.

Boost Natural entsteht aus der Begegnung zwischen einem antiken Element wie der rohen Erde, der Kreativität eines italienischen Architekten und der Produktionstechnologie von Atlas Concorde. Die Kollektion ist an einem authentischen, natürlichen Material inspiriert, das sie mit handwerklichem Geschick interpretiert, und sie wird mit höchster Qualität hergestellt.

Boost Natural nació del encuentro entre un elemento antiguo como la tierra cruda, la creatividad de un arquitecto italiano y la tecnología industrial de Atlas Concorde. El resultado es una colección inspirada en la naturalidad de un material auténtico, interpretada con habilidad artesanal y producida con los más altos niveles de calidad.

Boost Natural рождается из слияния такого древнего элемента, как сырая глина, креативности итальянского архитектора и промышленных технологий Atlas Concorde. Это коллекция, вдохновленная натуральным материалом, осмысленная в ремесленном ключе, изготовленная по самым высоким стандартам качества.



© Ceramiche Atlas Concorde

INDEX



OVERVIEW



IMAGE GALLERY



PRODUCT RANGE & TECHNICAL SPECS.



BOOST WORLD




SUSTAINABILITY



THE BENEFITS OF CERAMIC TILES





© Ceramiche Atlas Concorde

Natural inspiration.



© Ceramiche Atlas Concorde



© Ceramiche Atlas Concorde

Matteo Brioni is the Italian architect who reinvented raw earth, making it a protagonist of the world of contemporary design. Atlas Concorde has undertaken a process of creative dialog with him, working on mutual affinities to create a surface that is truly extraordinary for its stylistic authenticity, esthetic originality and application potential.

Matteo Brioni è l'architetto italiano che ha reinventato la terra cruda, rendendola una protagonista del mondo della progettazione contemporanea. Con lui Atlas Concorde ha inaugurato un percorso di confronto creativo lavorando sulle affinità reciproche per dare vita a una superficie straordinaria per autenticità stilistica, originalità estetica e potenzialità applicative.

Matteo Brioni est l'architecte italien qui a réinventé la terre crue pour en faire un protagoniste du monde du design contemporain. Avec lui, Atlas Concorde a inauguré un chemin d'échange créatif, en travaillant sur des affinités mutuelles pour donner vie à une surface extraordinaire en termes d'authenticité du style, d'originalité esthétique et de potentiel d'application.

Matteo Brioni ist der italienische Architekt, der die rohe Erde neuerfunden und in den Mittelpunkt der zeitgenössischen Planung gerückt hat. Mit ihm hat Atlas Concorde einen kreativen Austausch aufgenommen, der um wechselseitige Affinitäten kreist. Daraus ist ein Belag entstanden, der durch seine stilistische Authentizität, ästhetische Originalität und vielfältige Verwendungsmöglichkeiten besticht.

Matteo Brioni es el arquitecto italiano que reinventó la tierra cruda, convirtiéndola en la protagonista del mundo del diseño contemporáneo. Con él, Atlas Concorde ha inaugurado un camino de diálogo creativo, trabajando en afinidades mutuas para dar vida a una superficie extraordinaria por su autenticidad estilística, originalidad estética y potencial de aplicación.

Matteo Brioni – итальянский архитектор, который заново изобрел сырую глину, превратив ее в яркий элемент современного дизайна. Вместе с ним, сложив вместе общие творческие видения, компания Atlas Concorde создала коллекцию, удивительную по стилю, эстетической оригинальности и потенциалу применения.

Surfaces with an authentic natural character.



© Ceramiche Atlas Concorde



© Ceramiche Atlas Concorde

Viewed from afar, the surfaces of Boost Natural convey a neutral, powdery look, opaque in the light, with slight color variations. On closer inspection, they reveal the random marks of manually worked raw earth and slight irregularities to the hand and eye.

A una visione d'insieme, le superfici di Boost Natural presentano un fondo dalle tinte neutre e polverose, opache alla luce, con lievi variazioni cromatiche. Da vicino rivelano invece una trama di dettagli spontanei che restituisce al tatto e alla vista i segni della lavorazione manuale della terra cruda e le leggere irregolarità della superficie.

Au premier coup d'œil, les surfaces Boost Natural présentent une base de teintes neutres et poussiéreuses, opaques à la lumière, avec de légères variations chromatiques. De près, cependant, elles révèlent un tissu de détails spontanés qui dévoilent au toucher et à l'œil les signes du travail manuel de la terre crue et les légères irrégularités de la surface.

Im Gesamteindruck präsentiert sich Boost Natural mit einem Grundton aus neutralen, staubigen Farben, die im Licht matt wirken und leichte Farbschwankungen aufweisen. Aus der Nähe betrachtet wird hingegen ein Geflecht aus spontan wirkenden Details sichtbar, in dem die Zeichen einer manuellen Bearbeitung der rohen Erde sowie leichte Unregelmäßigkeiten der Oberfläche erkenn- und ertastbar sind.

En su conjunto, las superficies de Boost Natural presentan un fondo de colores neutros y polvorientos, opacos a la luz, con ligeras variaciones de color. Sin embargo, de cerca se percibe una trama de detalles espontáneos que revelan al tacto y a la vista los signos del trabajo manual de la tierra cruda y las ligeras irregularidades de la superficie.

При рассмотрении плитки Boost Natural издалека взгляд улавливает в первую очередь нейтральные, пыльные, матовые цвета фона с едва осязаемым разнотоном. С близкого расстояния становятся заметными множество неожиданных деталей, таких как следы ручной обработки сырой глины и легкие неровности поверхности.



© Ceramiche Atlas Concorde

INDEX



OVERVIEW



IMAGE GALLERY



PRODUCT RANGE & TECHNICAL SPECS.



BOOST WORLD



SUSTAINABILITY




THE BENEFITS OF CERAMIC TILES





© Ceramiche Atlas Concorde

Details make the difference.



© Ceramiche Atlas Concorde



© Ceramiche Atlas Concorde

Meticulous attention to detail and to every aspect of the original textures make Boost Natural the perfect synthesis of artisanal know-how and Atlas Concorde's industrial excellence, embodying the culmination of style and quality Made in Italy.

La meticolosa cura del dettaglio e l'attenzione a ogni particolare delle texture di ispirazione rendono Boost Natural una sintesi perfetta tra il saper fare artigianale e l'eccellenza industriale di Atlas Concorde, esprimendo lo stile e la qualità del Made in Italy nella sua migliore accezione.

Le soin méticuleux des détails et l'attention portée à chaque détail des textures inspirantes font de Boost Natural une synthèse parfaite de l'excellence artisanale et industrielle d'Atlas Concorde, exprimant le style et la qualité du Made in Italy dans son meilleur sens.

Größte Sorgfalt im Detail und die Beachtung jeder Einzelheit der Textur machen Boost Natural zu einer perfekten Synthese aus handwerklichem Geschick und der industriellen Exzellenz von Atlas Concorde, und zum Ausdruck des Stils und der Qualität des besten Made in Italy.

El cuidado meticuloso de los detalles y la atención prestada a cada pormenor de las texturas en las cuales se inspiró Boost Natural hacen de ella una síntesis perfecta de la artesanía y la excelencia industrial de Atlas Concorde, expresando el estilo y la calidad del Made in Italy en su mejor sentido.

Тщательная ухоженность деталей и точное воспроизведение фактуры исходного материала превращают Boost Natural в совершенный синтез ремесленного мастерства и промышленных технологий Atlas Concorde. Эта коллекция – максимальное воплощение итальянского стиля и качества.

INDEX



OVERVIEW



IMAGE GALLERY



PRODUCT RANGE & TECHNICAL SPECS.



BOOST WORLD

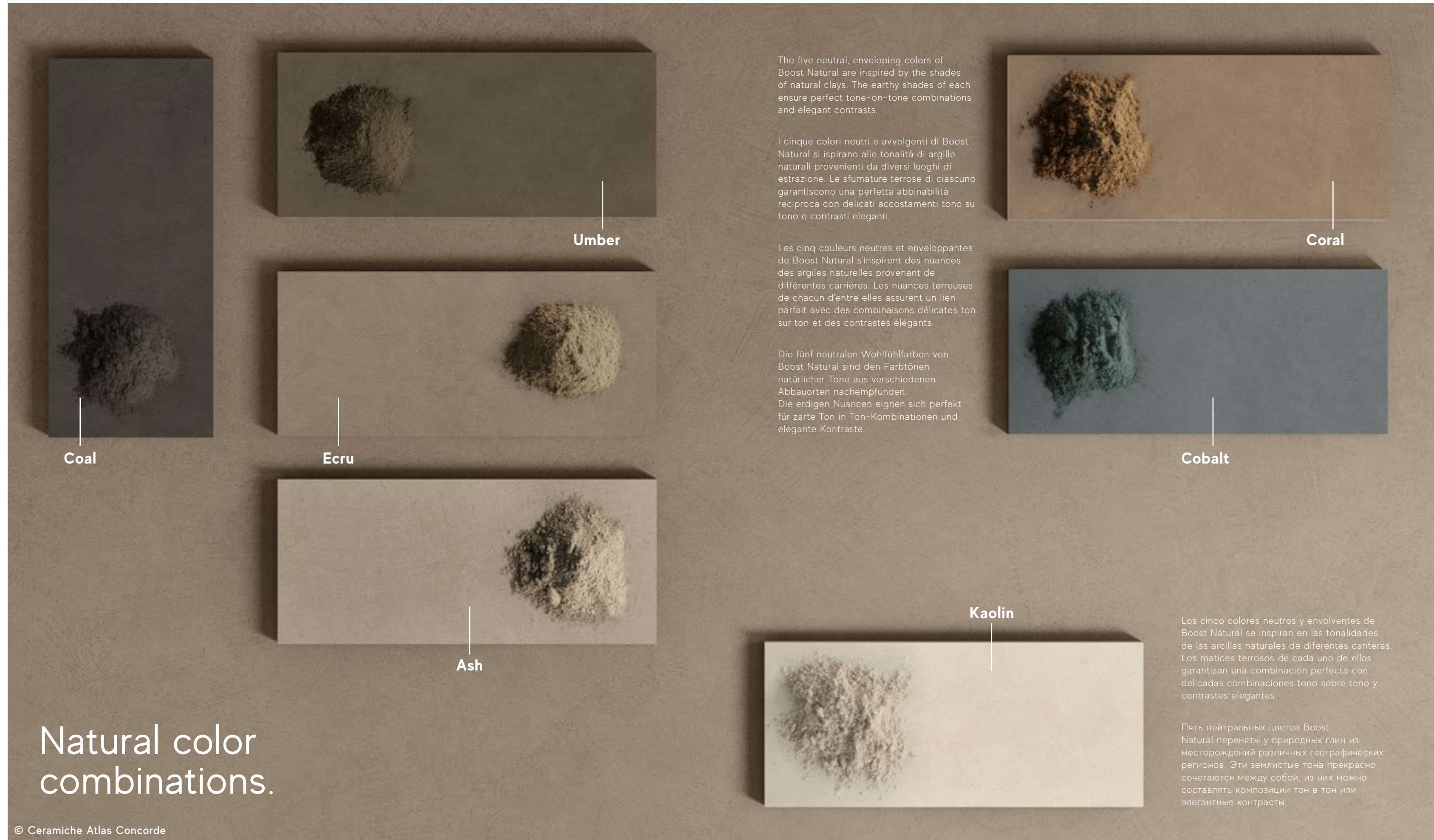


SUSTAINABILITY



THE BENEFITS OF CERAMIC TILES





Natural color combinations.

The five neutral, enveloping colors of Boost Natural are inspired by the shades of natural clays. The earthy shades of each ensure perfect tone-on-tone combinations and elegant contrasts.

I cinque colori neutri e avvolgenti di Boost Natural si ispirano alle tonalità di argille naturali provenienti da diversi luoghi di estrazione. Le sfumature terrose di ciascuno garantiscono una perfetta abbinabilità reciproca con delicati accostamenti tono su tono e contrasti eleganti.

Les cinq couleurs neutres et enveloppantes de Boost Natural s'inspirent des nuances des argiles naturelles provenant de différentes carrières. Les nuances terreuses de chacun d'entre elles assurent un lien parfait avec des combinaisons délicates ton sur ton et des contrastes élégants.

Die fünf neutralen Wohlfühlfarben von Boost Natural sind den Farbtönen natürlicher Tone aus verschiedenen Abbauorten nachempfunden. Die erdigen Nuancen eignen sich perfekt für zarte Ton in Ton-Kombinationen und elegante Kontraste.

Los cinco colores neutros y envolventes de Boost Natural se inspiran en las tonalidades de las arcillas naturales de diferentes canteras. Los matices terrosos de cada uno de ellos garantizan una combinación perfecta con delicadas combinaciones tono sobre tono y contrastes elegantes.

Пять нейтральных цветов Boost Natural переняты у природных глин из месторождений различных географических регионов. Эти землястые тона прекрасно сочетаются между собой, из них можно составлять композиции тон в тон или элегантные контрасты.

INDEX



OVERVIEW



IMAGE GALLERY



PRODUCT RANGE & TECHNICAL SPECS.



BOOST WORLD



SUSTAINABILITY



THE BENEFITS OF CERAMIC TILES





© Ceramiche Atlas Concorde

Contemporary accents.



© Ceramiche Atlas Concorde



© Ceramiche Atlas Concorde

A cobalt blue with green shading and an earthy powder color enrich the range of neutral tones with two contemporary accents. These colors with an eye-catching personality allow you to express yourself with greater creative freedom, to give a more distinctive character to any type of interior.

Un blu cobalto modulato da sfumature verdi e un color cipria terroso arricchiscono la gamma di colorazioni neutre con due tonalità di ispirazione contemporanea. Queste cromie dalla spiccata personalità permettono di esprimersi con maggior libertà creativa per dare un carattere più deciso a ogni tipo di ambiente interno.

Un bleu cobalt modulé par des nuances de vert et une couleur poudreuse terreuse enrichissent la gamme de couleurs neutres de deux teintes d'inspiration contemporaine. Ces couleurs à forte personnalité permettent une plus grande liberté de création pour donner un caractère plus fort à tout type d'intérieur.

Ein mit grünen Nuancen moduliertes Kobaltblau und ein erdiges Puderrosa bereichern die Palette der neutralen Töne um zwei hochaktuelle Farben. Mit ihrer ausgeprägten Persönlichkeit bieten sie große kreative Freiheit und verleihen jedem Innenraum besonderes Flair.

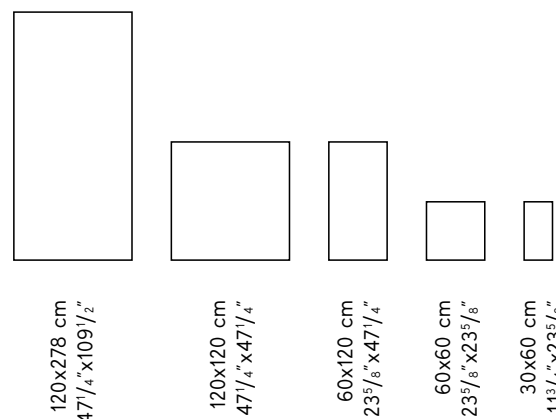
Un azul cobalto modulado por matices verdes y un color polvo terroso enriquecen la gama de colores neutros con dos tonos de inspiración contemporánea. Estos colores con una fuerte personalidad permiten una mayor libertad creativa para dar más personalidad a cualquier tipo de interior.

Кобальтовый синий с оттенками зеленого и землистый пудровый цвет пополняют гамму нейтральных тонов двумя стильными современными решениями. Их яркая индивидуальность открывает массу креативных возможностей, позволяя придать любому интерьеру неординарный характер.

Modular sizes for design.

Porcelain Tiles for Floors and Walls

± 6mm ± 9mm

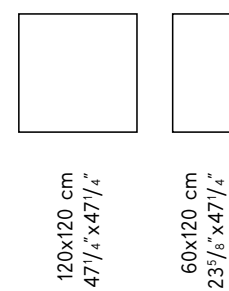


Boost Natural has an extensive range of modular size: from classic sizes to the large 120x278 cm slab, able to expand spatial perspectives. Different thicknesses further extend the possible applications both indoors and out, producing an effect of stylistic continuity for residential, commercial, and hospitality projects.

Boost Natural dispone di un'articolata gamma di formati tra loro modulari: dalle dimensioni classiche fino al grande formato 120x278 cm, in grado di ampliare le prospettive spaziali. I diversi livelli di spessore ne estendono le possibilità applicative sia in interno sia in esterno, con un effetto di continuità stilistica per progetti residenziali, commerciali e dell'ospitalità.

Porcelain Tiles for Outdoor and Wet Areas

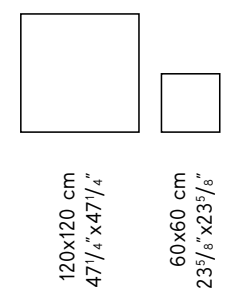
± 9mm GRIP



Boost Natural propose une large gamme de formats modulaires : des formats classiques au grand format 120x278 cm, capables d'élargir les perspectives spatiales. Les différents niveaux d'épaisseur étendent les possibilités d'application tant à l'intérieur qu'à l'extérieur, avec un effet de continuité stylistique pour les projets résidentiels, commerciaux et hôteliers.

Boost Natural umfasst große und perfekt modulare Formate, die dank verschiedener Stärken im Innen- wie im Außenbereich verlegt werden können. Die perfekte Modularität der Beläge macht die Kollektion vielseitig und in Projekten im Wohnungs- und Gewerbebau sowie im Gastgewerbe einsetzbar.

± 20mm OUTDOOR

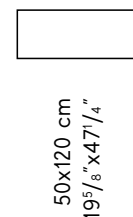


Boost Natural ofrece una amplia gama de tamaños que se pueden combinar entre sí: desde las dimensiones clásicas hasta el tamaño grande de 120x278 cm, el cual permite ampliar el diseño del espacio. Los diferentes grosores amplían las posibilidades de aplicación tanto en interiores como en exteriores, con un efecto de continuidad estilística para proyectos residenciales, comerciales y de hotelería.

Boost Natural обладает широкой гаммой модульных форматов, от классических до крупного 120x278 см, которые оригинально раздвигают границы пространств. Разные толщины дают возможность оформлять одним рисунком интерьер и улицу и добиваться тем самым эффекта стилистической цельности любого проекта, домашнего или коммерческого.

Wall Tiles

± 8,5mm



© Ceramiche Atlas Concorde

INDEX



OVERVIEW



IMAGE GALLERY



PRODUCT RANGE & TECHNICAL SPECS.



BOOST WORLD



SUSTAINABILITY



THE BENEFITS OF CERAMIC TILES





© Ceramiche Atlas Concorde

Three-dimensional walls.



© Ceramiche Atlas Concorde



© Ceramiche Atlas Concorde

The natural, 3D surfaces of the wall tiles reproduce the craftsmanship of the workshop of Matteo Brioni. Perfectly reproduced on the ceramic surface, this handiwork conveys the authenticity of the original material to the eye and touch. Available in a 50x120 cm size, the tiles act as a complete furnishing element for interiors with an elegant, decisive personality.

Le superfici naturali e 3D dei rivestimenti ripropongono le lavorazioni artigianali ideate nel laboratorio di Matteo Brioni. Ricreate alla perfezione sulla superficie ceramica restituiscono alla vista e al tatto l'autenticità della materia di ispirazione. Disponibili nel formato 50x120 cm, sono elementi di arredo in sé completi, per interni dalla personalità elegante e decisa.

Les surfaces naturelles et 3D des revêtements muraux reproduisent le savoir-faire artisanal créé dans l'atelier de Matteo Brioni. Parfaitement recréées sur la surface de la céramique, elles restituent à la vue et au toucher l'authenticité du matériau inspiré. Disponibles dans le format 50x120 cm, elles représentent des éléments de décoration complètes pour des intérieurs à la personnalité élégante et décisive.

Die natürlichen und 3D-Oberflächen der Wandbeläge zeigen die handwerklichen, im Atelier von Matteo Brioni entwickelten Bearbeitungen. Sie wurden perfekt auf der keramischen Oberfläche nachgebildet und machen das als Vorbild dienende Material auf vollkommen echt wirkende Weise sichtbar und ertastbar. Die im Format 50x120 cm erhältlichen Beläge sind wahre und eigenständige Einrichtungselemente für Innenräume von eleganter und entschlossener Persönlichkeit.

Las superficies naturales y tridimensionales de los revestimientos reproducen la artesanía creada en el taller de Matteo Brioni. Perfectamente recreados en la superficie cerámica, devuelven a la vista y al tacto la autenticidad del material de inspiración. Están disponibles en el tamaño 50x120 cm y son elementos de decoración completos en sí mismos pensados para interiores con una personalidad elegante y decidida.

Натуральная рельефная поверхность настенных плиток воспроизводит фактуру ручной работы, созданную в мастерской Маттео Бриони. На взгляд и на ощупь она такая же, как у взятых за основу исходных образцов материала. Плитка, доступная в формате 50x120, уже сама по себе может стать эффектным декором интерьера и придать ему решительную элегантность.

INDEX



OVERVIEW



IMAGE GALLERY



PRODUCT RANGE & TECHNICAL SPECS.



BOOST WORLD



SUSTAINABILITY




THE BENEFITS OF CERAMIC TILES





© Ceramiche Atlas Concorde

Large sizes for broad perspectives.



© Ceramiche Atlas Concorde



© Ceramiche Atlas Concorde

Large slabs broaden the perception of spaces and leverage the look of the original material. The 120x278 format with a 6 mm thickness allows you to design walls at full height with fewer joints, while the 162x324 slab with a 12 mm thickness is ideal for cladding kitchen countertops, tables, and large objects.

Le grandi lastre ampliano la percezione degli spazi e valorizzano la materia di ispirazione. Il formato 120x278 in 6mm di spessore permette di progettare pareti a tutta altezza con un minor numero di fughe, mentre la lastra 162x324 in 12mm è ideale per rivestire piani cucina, countertop, tavoli e volumi di grandi dimensioni.

Les grandes dalles élargissent la perception des espaces et mettent en valeur le matériau d'inspiration. Le format 120x278 en 6 mm d'épaisseur permet de concevoir des murs de pleine hauteur avec moins de joints, tandis que la dalle 162x324 en 12 mm est idéale pour les plans de cuisine, les comptoirs, les tables et les grandes tailles.

Die großen Platten lassen den Raum großzügiger wirken und bringen das als Vorbild dienende Material noch besser zur Geltung. Das Format 120x278 cm in 6 mm Stärke erlaubt die raumhohe Verkleidung von Wänden mit wenigen Fugen, während die Platte 162x324 cm in 12 mm Stärke für die Verkleidung von Küchenarbeitsplatten, Tischen und großen Volumen ideal ist.

Los formatos grandes amplían la percepción del espacio y realzan el material de inspiración. El tamaño 120x278 con 6mm de grosor permite diseñar paredes de altura completa con menos juntas, mientras que el tamaño 162x324 con 12mm de grosor es ideal para revestir encimeras de cocina, mostradores, mesas y grandes volúmenes.

Крупноформатные плиты визуально увеличивают пространства и максимально раскрывают красоту рисунка. Формат 120x278 см толщиной 6 мм позволяет покрывать одной единственной плитой всю стену снизу доверху с вытекающей из этого минимизацией количества швов в облицовке, а формат 162x324 толщиной 12 мм идеально подходит для облицовки столешниц, кухонных фартуков, столов, крупных архитектурных объемов.

Total look for indoor/outdoor spaces.



© Ceramiche Atlas Concorde



© Ceramiche Atlas Concorde

Boost Natural allows for stylistic continuity in any type of project. In fact, the raw earth effect adds elegance and refinement not only to indoor spaces, but also to outdoor spaces, where it blends in perfectly with the surrounding environment in residential, commercial, and hospitality environments.

Boost Natural consente continuità stilistica in ogni tipo di progetto. L'effetto terra cruda conferisce infatti eleganza e raffinatezza non solo agli spazi interni, ma anche agli esterni, dove si integra alla perfezione con l'ambiente circostante in ambiti residenziali, commerciali e dell'ospitalità.

Boost Natural permet une continuité stylistique dans tout type de projet. L'effet de terre crue confère élégance et raffinement non seulement aux espaces intérieurs, mais aussi aux espaces extérieurs, où il s'intègre parfaitement à l'environnement dans les contextes résidentiels, commerciaux et d'accueil.

Boost Natural erlaubt in jedem Projekt stilistische Kontinuität. Die Optik roher Erde schenkt nicht nur Innenräumen Eleganz und Noblesse, sondern auch Außenbereichen, wo sie sich perfekt in die umliegende Landschaft integriert. Im Wohnungs- und Gewerbebau ebenso wie im Gastgewerbe.

Boost Natural permite la continuidad estilística en cualquier tipo de proyecto. El efecto tierra cruda aporta elegancia y refinamiento no sólo a los espacios interiores, sino también a los exteriores, donde se integra perfectamente con el entorno en ambientes residenciales, comerciales y de hotelería.

Плитка Boost Natural способна превратить внутренние и наружные пространства в одно стилистическое целое. Эффект необожженной глины смотрится одинаково красиво внутри помещений и на улице, где гармонично вписывается в пейзаж. Им можно оформлять домашние и коммерческие пространства, отели, рестораны и т.д.



© Ceramiche Atlas Concorde

INDEX



OVERVIEW



IMAGE GALLERY



PRODUCT RANGE & TECHNICAL SPECS.



BOOST WORLD



SUSTAINABILITY



THE BENEFITS OF CERAMIC TILES





© Ceramiche Atlas Concorde

A smooth and safe effect.



© Ceramiche Atlas Concorde



© Ceramiche Atlas Concorde

Continuous technological research in Atlas Concorde's laboratories has led to the development of SENSITECH, a new surface with technology patented in Italy that combines technical characteristics with a pleasant touch. The surface is also extremely easy to clean and acts as a barrier against dirt.

La continua ricerca tecnologica dei laboratori Atlas Concorde ha portato allo sviluppo di SENSITECH, una nuova superficie, con tecnologia brevettata in Italia, che coniuga caratteristiche tecniche a una percezione tattile piacevole. Quest'ultima si traduce in una estrema facilità di pulizia e barriera contro lo sporco.

La recherche technologique continue des laboratoires Atlas Concorde a conduit au développement de SENSITECH, une nouvelle surface, dont la technologie a été brevetée en Italie, qui conjugue des caractéristiques techniques à une agréable perception tactile. Cette dernière se traduit en une extrême facilité d'entretien et en barrière contre les salissures.

Aus der kontinuierlichen Technologieforschung der Atlas Concorde-Labore kommt SENSITECH, eine neue Oberfläche mit in Italien patentierter Technologie, die technische Vorzüge mit einer angenehmen Haptik vereint. Weitere Vorteile sind die einfache Reinigung und eine wirkungsvolle Barriere gegen Schmutz.

La continua investigación tecnológica de los laboratorios de Atlas Concorde ha permitido desarrollar SENSITECH una nueva superficie con tecnología patentada en Italia, que combina características técnicas con una agradable percepción táctil. Esto da como resultado una extrema facilidad de limpieza y barrera contra la suciedad.

Непрерывные исследования лаборатории Atlas Concorde привели к созданию SENSITECH – новой поверхности, которая будет изготавливаться по запатентованной в Италии технологии и сочетает высокие технические характеристики с удивительной приятностью на ощупь. Кроме того, она не впитывает грязь и очень проста в уходе.



INDEX



OVERVIEW



IMAGE GALLERY



PRODUCT RANGE & TECHNICAL SPECS.



BOOST WORLD



SUSTAINABILITY



THE BENEFITS OF CERAMIC TILES



A world of design.



With Boost World it's possible to combine different surfaces with a similar stylistic perspective. Concrete, stone, and raw earth effects can be combined spontaneously and naturally to create original harmonies, for cohesive environments that are able to speak the same language.

Con Boost World è possibile combinare superfici diverse in una medesima prospettiva stilistica. Effetto cemento, pietra e terra cruda si combinano in armonie cromatiche inedite in modo spontaneo e naturale, per ambienti coesi e in grado parlare lo stesso linguaggio.

Avec Boost World, il est possible de combiner différentes surfaces dans la même perspective stylistique. Effet béton, pierre et terre crue se combinent dans des harmonies chromatiques inédites de manière spontanée et naturelle, pour des environnements cohérents capables de parler le même langage.

Mit Boost World lassen sich unterschiedliche Oberflächen in ein und derselben stilistischen Perspektive zusammenstellen. Die Optik von Zement, Stein und ungebranntem Ton fließt spontan und natürlich in neue, farblich harmonische Kompositionen ein. Daraus entstehen klar durchgestylte Bereiche, die eine gemeinsame Sprache sprechen.

Con Boost World es posible combinar diferentes superficies en una misma perspectiva estilística. Efecto hormigón, piedra y tierra cruda se combinan en nuevas armonías cromáticas de forma espontánea y natural, para lograr entornos cohesionados que hablan el mismo idioma.

Разные поверхности Boost World сосуществуют в единой стилистической перспективе. Имитации цемента, камня, сырой глины вместе создают необыкновенную цветовую гармонию. В украшенных этой плиткой интерьерах все говорит на одном языке.



INDEX



OVERVIEW



IMAGE GALLERY



PRODUCT RANGE & TECHNICAL SPECS.



BOOST WORLD



SUSTAINABILITY



THE BENEFITS OF CERAMIC TILES



Image Gallery

Residential Living - Ash, Ecrú



© Ceramiche Atlas Concorde

Wellness Bathroom - Ash, Kaolin




© Ceramiche Atlas Concorde

Residential Bathroom - 3D Texture



© Ceramiche Atlas Concorde

Residential Bathroom - 3D Wave



© Ceramiche Atlas Concorde

Residential Bathroom - 3D Brushed



© Ceramiche Atlas Concorde

Wellness Spa - Ecrú, Umber



© Ceramiche Atlas Concorde

Residential Open Space - Ecrú, Umber



© Ceramiche Atlas Concorde

Private Villa In & Out - Ecrú, Umber



© Ceramiche Atlas Concorde

Retail Showroom - Coral



© Ceramiche Atlas Concorde

Contemporary Boutique - Cobalt, Ash



© Ceramiche Atlas Concorde

OVERVIEW



IMAGE GALLERY



- RESIDENTIAL LIVING - Ash, Ecrú
- WELLNESS BATHROOM - Ash, Kaolin
- RESIDENTIAL BATHROOM - 3D Texture
- RESIDENTIAL BATHROOM - 3D Wave
- RESIDENTIAL BATHROOM - 3D Brushed
- WELLNESS SPA - Ecrú, Umber
- RESIDENTIAL OPEN SPACE - Ecrú
- PRIVATE VILLA IN & OUT - Ecrú, Umber
- RETAIL SHOWROOM - Coral
- CONTEMPORARY BOUTIQUE - Cobalt

PRODUCT RANGE & TECHNICAL SPECS.



BOOST WORLD



SUSTAINABILITY



THE BENEFITS OF CERAMIC TILES



The colors of the earth.

Inspired by the manual working of raw earth, the surfaces of Boost Natural stand out for their uniform appearance and the soft, opaque shades that embrace the environment.

Ispirate alla lavorazione manuale della terra cruda, le superfici di Boost Natural si distinguono per l'aspetto omogeneo e le tonalità morbide e opache che avvolgono l'ambiente.

Inspirées du traitement manuel de la terre crue, les surfaces de Boost Natural se distinguent par leur aspect homogène et les nuances douces et opaques qui enveloppent le milieu.

Die an der manuellen Bearbeitung ungebrannten Tons inspirierten Oberflächen von Boost Natural zeichnen sich durch ihr gleichmäßiges Aussehen und die weichen, matten Farbtöne aus, mit denen sie das Ambiente prägen.

Inspirado en la elaboración manual de la tierra cruda, las superficies de Boost Natural se distinguen por su aspecto homogéneo y sus tonos suaves y opacos que envuelven el ambiente.

Плитка Boost Natural имитирует сырую глину, обработанную вручную. Отличают ее однородный вид и мягкие матовые тона, приятно окутывающие интерьер.



© Ceramiche Atlas Concorde

INDEX



OVERVIEW



IMAGE GALLERY



RESIDENTIAL LIVING - Ash, Ecrú
WELLNESS BATHROOM - Ash, Kaolin
RESIDENTIAL BATHROOM - 3D Texture
RESIDENTIAL BATHROOM - 3D Wave
RESIDENTIAL BATHROOM - 3D Brushed
WELLNESS SPA - Ecrú, Umber
RESIDENTIAL OPEN SPACE - Ecrú
PRIVATE VILLA IN & OUT - Ecrú, Umber
RETAIL SHOWROOM - Coral
CONTEMPORARY BOUTIQUE - Cobalt

PRODUCT
RANGE &
TECHNICAL
SPECS.



BOOST WORLD



SUSTAINABILITY



THE BENEFITS OF
CERAMIC TILES





© Ceramiche Atlas Concorde

FLOOR
 Boost Natural **Ash** Matte/Matt
 120x120 cm | 47¹/₄"x47¹/₄"

WALL
 Boost Natural **Ash** Matte/Matt
 120x278 cm | 47¹/₄"x109¹/₂"

Boost Natural **Ash Mosaico Rhombus** Matte/Matt
 36,7x33,8 cm | 14¹/₂"x13¹/₄"



© Ceramiche Atlas Concorde

INDEX



OVERVIEW



IMAGE GALLERY



- RESIDENTIAL LIVING - Ash, Ecrú
- WELLNESS BATHROOM - Ash, Kaolin
- RESIDENTIAL BATHROOM - 3D Texture
- RESIDENTIAL BATHROOM - 3D Wave
- RESIDENTIAL BATHROOM - 3D Brushed
- WELLNESS SPA - Ecrú, Umber
- RESIDENTIAL OPEN SPACE - Ecrú
- PRIVATE VILLA IN & OUT - Ecrú, Umber
- RETAIL SHOWROOM - Coral
- CONTEMPORARY BOUTIQUE - Cobalt

PRODUCT RANGE & TECHNICAL SPECS.



BOOST WORLD



SUSTAINABILITY



THE BENEFITS OF CERAMIC TILES



On the floor, the ash color emphasizes the details of the original material, creating a comfortable interior environment.

A pavimento, la colorazione ash enfatizza i dettagli della materia di ispirazione creando un ambiente interno confortevole.

Au sol, la couleur ash souligne les détails du matériau d'inspiration, en créant une ambiance pour intérieurs confortable.

Am Boden kommen die Details des als Vorbild dienenden Materials durch die Farbgebung ash zur Geltung und lassen ein behagliches Innenraum-Ambiente entstehen.

En el pavimento, el color ash destaca los detalles del material de inspiración, creando un ambiente interior confortable.

Цвет ash на полу эффектно раскрывает детали материала и создает в интерьере комфортную обстановку.

FLOOR
Boost Natural **Ash** Matte/Matt
120x120 cm | 47 1/4" x 47 1/4"

© Ceramiche Atlas Concorde

INDEX



OVERVIEW



IMAGE GALLERY



RESIDENTIAL LIVING - Ash, Ecrú
WELLNESS BATHROOM - Ash, Kaolin
RESIDENTIAL BATHROOM - 3D Texture
RESIDENTIAL BATHROOM - 3D Wave
RESIDENTIAL BATHROOM - 3D Brushed
WELLNESS SPA - Ecrú, Umber
RESIDENTIAL OPEN SPACE - Ecrú
PRIVATE VILLA IN & OUT - Ecrú, Umber
RETAIL SHOWROOM - Coral
CONTEMPORARY BOUTIQUE - Cobalt

PRODUCT
RANGE &
TECHNICAL
SPECS.



BOOST WORLD



SUSTAINABILITY



THE BENEFITS OF
CERAMIC TILES





© Ceramiche Atlas Concorde



© Ceramiche Atlas Concorde

FLOOR
 Boost Natural **Ash** Matte/Matt
 120x120 cm | 47¹/₄"x47¹/₄"

WALL
 Boost Natural **Ecrú** Matte/Matt
 120x278 cm | 47¹/₄"x109¹/₂"

INDEX



OVERVIEW



IMAGE GALLERY



- RESIDENTIAL LIVING - Ash, Ecrú
- WELLNESS BATHROOM - Ash, Kaolin
- RESIDENTIAL BATHROOM - 3D Texture
- RESIDENTIAL BATHROOM - 3D Wave
- RESIDENTIAL BATHROOM - 3D Brushed
- WELLNESS SPA - Ecrú, Umber
- RESIDENTIAL OPEN SPACE - Ecrú
- PRIVATE VILLA IN & OUT - Ecrú, Umber
- RETAIL SHOWROOM - Coral
- CONTEMPORARY BOUTIQUE - Cobalt

PRODUCT RANGE & TECHNICAL SPECS.



BOOST WORLD



SUSTAINABILITY



THE BENEFITS OF CERAMIC TILES





© Ceramiche Atlas Concorde

WALL
Boost Natural Ash Mosaico Rhombus Matte/Matt
36,7x33,8 cm | 14 1/2"x13 1/4"



© Ceramiche Atlas Concorde

INDEX



OVERVIEW



IMAGE GALLERY



- RESIDENTIAL LIVING - Ash, Ecrú
- WELLNESS BATHROOM - Ash, Kaolin
- RESIDENTIAL BATHROOM - 3D Texture
- RESIDENTIAL BATHROOM - 3D Wave
- RESIDENTIAL BATHROOM - 3D Brushed
- WELLNESS SPA - Ecrú, Umber
- RESIDENTIAL OPEN SPACE - Ecrú
- PRIVATE VILLA IN & OUT - Ecrú, Umber
- RETAIL SHOWROOM - Coral
- CONTEMPORARY BOUTIQUE - Cobalt

PRODUCT RANGE & TECHNICAL SPECS.



BOOST WORLD



SUSTAINABILITY



THE BENEFITS OF CERAMIC TILES





© Ceramiche Atlas Concorde

WALL
Boost Natural **Ash Mosaico Rhombus** Matte/Matt
36,7x33,8 cm | 14 1/2"x13 1/4"

INDEX



OVERVIEW



IMAGE GALLERY



RESIDENTIAL LIVING - Ash, Ecreu
WELLNESS BATHROOM - Ash, Kaolin
RESIDENTIAL BATHROOM - 3D Texture
RESIDENTIAL BATHROOM - 3D Wave
RESIDENTIAL BATHROOM - 3D Brushed
WELLNESS SPA - Ecreu, Umber
RESIDENTIAL OPEN SPACE - Ecreu
PRIVATE VILLA IN & OUT - Ecreu, Umber
RETAIL SHOWROOM - Coral
CONTEMPORARY BOUTIQUE - Cobalt

PRODUCT
RANGE &
TECHNICAL
SPECS.



BOOST WORLD



SUSTAINABILITY



THE BENEFITS OF
CERAMIC TILES





© Ceramiche Atlas Concorde

FLOOR
Boost Natural **Ash** Matte/Matt
120x120 cm | 47¹/₄"x47¹/₄"

WALL
Boost Natural **Ash** Matte/Matt
120x278 cm | 47¹/₄"x109¹/₂"

Boost Natural **Ecrú** Matte/Matt
120x278 cm | 47¹/₄"x109¹/₂"

Boost Natural **Ash Mosaico Rhombus**
Matte/Matt
36,7x33,8 cm | 14¹/₂"x13¹/₄"



© Ceramiche Atlas Concorde

INDEX



OVERVIEW



IMAGE GALLERY



- RESIDENTIAL LIVING - Ash, Ecrú
- WELLNESS BATHROOM - Ash, Kaolin
- RESIDENTIAL BATHROOM - 3D Texture
- RESIDENTIAL BATHROOM - 3D Wave
- RESIDENTIAL BATHROOM - 3D Brushed
- WELLNESS SPA - Ecrú, Umber
- RESIDENTIAL OPEN SPACE - Ecrú
- PRIVATE VILLA IN & OUT - Ecrú, Umber
- RETAIL SHOWROOM - Coral
- CONTEMPORARY BOUTIQUE - Cobalt

PRODUCT
RANGE &
TECHNICAL
SPECS.



BOOST WORLD



SUSTAINABILITY



THE BENEFITS OF
CERAMIC TILES



The beauty of comfort.

The 120x278 cm wall tile is perfect for reducing the number of joints. Applied to the wall of the shower, it's a solution with a high visual impact that ensures durability, cleanliness, and hygiene.

Il formato 120x278 cm a rivestimento è perfetto per ridurre la presenza delle fughe. Applicato a parete nella doccia, è una soluzione dall'elevato impatto visivo che assicura durata, pulizia e igiene.

Le format de revêtement mural 120x278 cm est parfait pour réduire la présence de joints. Appliquée au mur de la douche, c'est une solution à fort impact visuel qui assure durabilité, propreté et hygiène.

Mit dem Format 120x278 cm an der Wand werden die Fugen reduziert. Als Wandbelag in der Dusche ist es optisch höchst effektiv und garantiert Langlebigkeit, Sauberkeit und Hygiene.

El formato de azulejos de 120x278 cm es perfecto para reducir las juntas. Montado en la pared de la ducha, es una solución de alto impacto que garantiza durabilidad, limpieza e higiene.

Настенный формат 120x278 см уменьшает количество швов. На стенах душа такое решение невероятно эффектно и в то же время долговечно, легко в уборке и гигиенично.



© Ceramiche Atlas Concorde

INDEX



OVERVIEW



IMAGE GALLERY



RESIDENTIAL LIVING - Ash, Ecrú

WELLNESS BATHROOM - Ash, Kaolin

RESIDENTIAL BATHROOM - 3D Texture

RESIDENTIAL BATHROOM - 3D Wave

RESIDENTIAL BATHROOM - 3D Brushed

WELLNESS SPA - Ecrú, Umber

RESIDENTIAL OPEN SPACE - Ecrú

PRIVATE VILLA IN & OUT - Ecrú, Umber

RETAIL SHOWROOM - Coral

CONTEMPORARY BOUTIQUE - Cobalt

PRODUCT RANGE & TECHNICAL SPECS.



BOOST WORLD



SUSTAINABILITY



THE BENEFITS OF CERAMIC TILES





© Ceramiche Atlas Concorde

INDEX



OVERVIEW



IMAGE GALLERY



RESIDENTIAL LIVING - Ash, Ecrú

WELLNESS BATHROOM - Ash, Kaolin

RESIDENTIAL BATHROOM - 3D Texture

RESIDENTIAL BATHROOM - 3D Wave

RESIDENTIAL BATHROOM - 3D Brushed

WELLNESS SPA - Ecrú, Umber

RESIDENTIAL OPEN SPACE - Ecrú

PRIVATE VILLA IN & OUT - Ecrú, Umber

RETAIL SHOWROOM - Coral

CONTEMPORARY BOUTIQUE - Cobalt

PRODUCT RANGE & TECHNICAL SPECS.



BOOST WORLD



SUSTAINABILITY



THE BENEFITS OF CERAMIC TILES



An elegant twin wall-mounted sink with accessible basins, easily installed on the wall. It is a solution that can be customized in terms of dimensions, basins position and finish, to design a perfectly matching bathroom environment.

Un elegante lavabo doppio sospeso dotato di vasche ispezionabili, facilmente installabile a parete. E' una soluzione personalizzabile in termini di lunghezza, posizione delle vasche e finiture, che permette di progettare un ambiente bagno perfettamente coordinato.

Un élégant lavabo double suspendu doté de cuves avec fond inspectable, pouvant facilement être installé au mur. C'est une solution personnalisable en ce qui concerne la longueur, la position des cuves et les finitions et qui permet de concevoir un espace salle de bains parfaitement coordonné.

Ein elegantes, wandhängendes Doppelwaschbecken mit inspizierbaren Becken, das einfach installiert werden kann. Diese ganz nach eigenem Geschmack gestaltbare Lösung, mit verschiedenen Längen und Beckenpositionen sowie Finishes sorgt für ein harmonisch eingerichtetes Bad.

Un elegante lavabo doble suspendido con senos inspeccionables y de fácil instalación en la pared. Es una solución que se puede personalizar en longitud, posición de los senos y acabados para diseñar un baño perfectamente coordinado.

Эlegantная двойная настенная раковина с чашами с доступом для обслуживания, которую легко монтировать на стене. Может персонализировать по длине, положению чаш и отделке, что позволяет создать идеальный гармоничный интерьер ванной комнаты.

FLOOR
Boost Natural **Ash** Matte/Matt
120x120 cm | 47¹/₄"x47¹/₄"

WALL
Boost Natural **Kaolin** Matte/Matt
120x278 cm | 47¹/₄"x109¹/₂"

SINK / SHELF
Boost Natural **Ash** Matte/Matt
120x278 cm | 47¹/₄"x109¹/₂"

FLOOR
Boost Natural **Ash** Matte/Matt
120x120 cm | 47 1/4"x47 1/4"

WALL
Boost Natural **Kaolin** Matte/Matt
120x278 cm | 47 1/4"x109 1/2"

Boost Natural **Ash** Matte/Matt
120x278 cm | 47 1/4"x109 1/2"



© Ceramiche Atlas Concorde

INDEX



OVERVIEW



IMAGE GALLERY



RESIDENTIAL LIVING - Ash, Ecrú

WELLNESS BATHROOM - Ash, Kaolin

RESIDENTIAL BATHROOM - 3D Texture

RESIDENTIAL BATHROOM - 3D Wave

RESIDENTIAL BATHROOM - 3D Brushed

WELLNESS SPA - Ecrú, Umber

RESIDENTIAL OPEN SPACE - Ecrú

PRIVATE VILLA IN & OUT - Ecrú, Umber

RETAIL SHOWROOM - Coral

CONTEMPORARY BOUTIQUE - Cobalt

PRODUCT RANGE & TECHNICAL SPECS.



BOOST WORLD



SUSTAINABILITY



THE BENEFITS OF CERAMIC TILES



© Ceramiche Atlas Concorde

Immersive surfaces.

The surfaces of Boost Natural bring the appeal of a handmade material into the world of interior design. The reliefs on the wall tiles add authenticity to the walls of any type of setting.

Le superfici di Boost Natural portano l'appeal di una materia lavorata a mano nel mondo dell'interior design. I segni a rilievo dei rivestimenti conferiscono autenticità alle pareti di ogni tipo di ambientazione.

Les surfaces de Boost Natural apportent l'attrait d'un matériau artisanal au monde de la décoration d'intérieur. Les signes en relief des revêtements donnent de l'authenticité aux murs de tout type de décor.

Die Oberflächen von Boost Natural bringen den Charme einer von Hand bearbeiteten Materie in das Innendesign. Die Reliefdetails der Wandbeläge verleihen den Wänden in jedem Ambiente Authentizität.

Las superficies de Boost Natural aportan el atractivo de un material artesanal al mundo del diseño de interiores. Las marcas en relieve del revestimiento dan autenticidad a las paredes de todo tipo de ambientes.

Коллекция Boost Natural приносит в мир интерьерного дизайна красоту материала, обработанного вручную. Рельефные мотивы настенной плитки вдыхают шарм аутентичности в любую обстановку.



© Ceramiche Atlas Concorde

INDEX



OVERVIEW



IMAGE GALLERY



RESIDENTIAL LIVING - Ash, Ecrú
WELLNESS BATHROOM - Ash, Kaolin

RESIDENTIAL BATHROOM - 3D Texture

RESIDENTIAL BATHROOM - 3D Wave

RESIDENTIAL BATHROOM - 3D Brushed

WELLNESS SPA - Ecrú, Umber

RESIDENTIAL OPEN SPACE - Ecrú

PRIVATE VILLA IN & OUT - Ecrú, Umber

RETAIL SHOWROOM - Coral

CONTEMPORARY BOUTIQUE - Cobalt

PRODUCT RANGE & TECHNICAL SPECS.



BOOST WORLD



SUSTAINABILITY



THE BENEFITS OF CERAMIC TILES





© Ceramiche Atlas Concorde



© Ceramiche Atlas Concorde

WALL
Boost Natural **Ecrú 3D Texture** Matte/Matt
50x120 cm | 19⁵/₈"x47¹/₄"

INDEX



OVERVIEW



IMAGE GALLERY



RESIDENTIAL LIVING - Ash, Ecrú
WELLNESS BATHROOM - Ash, Kaolin

RESIDENTIAL BATHROOM - 3D Texture

RESIDENTIAL BATHROOM - 3D Wave

RESIDENTIAL BATHROOM - 3D Brushed

WELLNESS SPA - Ecrú, Umber

RESIDENTIAL OPEN SPACE - Ecrú

PRIVATE VILLA IN & OUT - Ecrú, Umber

RETAIL SHOWROOM - Coral

CONTEMPORARY BOUTIQUE - Cobalt

PRODUCT
RANGE &
TECHNICAL
SPECS.



BOOST WORLD



SUSTAINABILITY



THE BENEFITS OF
CERAMIC TILES



3D Texture wall tiles blend the weave of fabrics and laces with the natural irregularities that distinguish the granular surface of the original material.

Il rivestimento 3D Texture fonde l'impronta di tessuti e pizzi con le naturali irregolarità che caratterizzano la superficie granulare della materia di ispirazione.

Le revêtement 3D Texture mélange l'empreinte des tissus et de la dentelle avec les irrégularités naturelles qui caractérisent la surface granuleuse de la matière d'inspiration.

Der Wandbelag 3D Texture vereint die Struktur von Stoff und Spitze mit der natürlichen Unregelmäßigkeit der körnigen Oberfläche des als Vorbild dienenden Materials.

El revestimiento 3D Texture mezcla la impronta de encajes y tejidos con las naturales irregularidades que caracterizan la superficie granulada del material de inspiración.

Настенная плитка 3D Texture сочетает необычный эффект ткани и кружев с естественной неровностью зернистого рисунка исходного материала.



© Ceramiche Atlas Concorde

WALL
Boost Natural **Ecrú 3D Texture** Matte/Matt
50x120 cm | 19⁵/₈"x47¹/₄"

INDEX



OVERVIEW



IMAGE GALLERY



RESIDENTIAL LIVING - Ash, Ecrú
WELLNESS BATHROOM - Ash, Kaolin

RESIDENTIAL BATHROOM - 3D Texture

RESIDENTIAL BATHROOM - 3D Wave

RESIDENTIAL BATHROOM - 3D Brushed

WELLNESS SPA - Ecrú, Umber

RESIDENTIAL OPEN SPACE - Ecrú

PRIVATE VILLA IN & OUT - Ecrú, Umber

RETAIL SHOWROOM - Coral

CONTEMPORARY BOUTIQUE - Cobalt

PRODUCT
RANGE &
TECHNICAL
SPECS.



BOOST WORLD



SUSTAINABILITY



THE BENEFITS OF
CERAMIC TILES





© Ceramiche Atlas Concorde

FLOOR
 Boost Natural **Ecreu** Matte/Matt
 120x120 cm | 47¹/₄"x47¹/₄"

WALL
 Boost Natural **Ecreu** Matte/Matt
 50x120 cm | 19⁵/₈"x47¹/₄"

Boost Natural **Ecreu 3D Texture** Matte/Matt
 50x120 cm | 19⁵/₈"x47¹/₄"



© Ceramiche Atlas Concorde

INDEX



OVERVIEW



IMAGE GALLERY



RESIDENTIAL LIVING - Ash, Ecreu
 WELLNESS BATHROOM - Ash, Kaolin

RESIDENTIAL BATHROOM - 3D Texture

RESIDENTIAL BATHROOM - 3D Wave

RESIDENTIAL BATHROOM - 3D Brushed

WELLNESS SPA - Ecreu, Umber

RESIDENTIAL OPEN SPACE - Ecreu

PRIVATE VILLA IN & OUT - Ecreu, Umber

RETAIL SHOWROOM - Coral

CONTEMPORARY BOUTIQUE - Cobalt

PRODUCT
 RANGE &
 TECHNICAL
 SPECS.



BOOST WORLD



SUSTAINABILITY



THE BENEFITS OF
 CERAMIC TILES





WALL
Boost Natural **Ecreu 3D Texture** Matte/Matt
50x120 cm | 19⁷/₈"x47¹/₄"

© Ceramiche Atlas Concorde

INDEX



OVERVIEW



IMAGE GALLERY



RESIDENTIAL LIVING - Ash, Ecreu
WELLNESS BATHROOM - Ash, Kaolin

RESIDENTIAL BATHROOM - 3D Texture

RESIDENTIAL BATHROOM - 3D Wave

RESIDENTIAL BATHROOM - 3D Brushed

WELLNESS SPA - Ecreu, Umber

RESIDENTIAL OPEN SPACE - Ecreu

PRIVATE VILLA IN & OUT - Ecreu, Umber

RETAIL SHOWROOM - Coral

CONTEMPORARY BOUTIQUE - Cobalt

PRODUCT
RANGE &
TECHNICAL
SPECS.



BOOST WORLD



SUSTAINABILITY



THE BENEFITS OF
CERAMIC TILES



Design with light.

On the wall, the wave reliefs and soft neutral tones of the 3D Wave wall tiles give the surface a dynamism that increases the room's comfort level.

Sulla parete, i rilievi a onde e le morbide tonalità neutre del rivestimento 3D Wave conferiscono alla superficie un dinamismo che esalta il comfort dell'ambiente.

Au mur, les reliefs ondulés et les teintes douces et neutres du revêtement 3D Wave confèrent à la surface un dynamisme qui améliore le confort de l'environnement.

Wellenreliefs und die weichen, neutralen Farbtöne des Wandbelags 3D Wave erzeugen Dynamik an der Wand, die den Komfort des Raums unterstreicht.

En la pared, los relieves ondulados y los suaves tonos neutros del revestimiento 3D Wave confieren a la superficie un dinamismo que aumenta el confort del ambiente.

Волнистый рельеф и мягкие тона плитки 3D Wave придают стене динамизм и усиливают уют интерьера.



© Ceramiche Atlas Concorde

INDEX



OVERVIEW



IMAGE GALLERY



RESIDENTIAL LIVING - Ash, Ecreu
 WELLNESS BATHROOM - Ash, Kaolin
 RESIDENTIAL BATHROOM - 3D Texture
 RESIDENTIAL BATHROOM - 3D Wave
 RESIDENTIAL BATHROOM - 3D Brushed
 WELLNESS SPA - Ecreu, Umber
 RESIDENTIAL OPEN SPACE - Ecreu
 PRIVATE VILLA IN & OUT - Ecreu, Umber
 RETAIL SHOWROOM - Coral
 CONTEMPORARY BOUTIQUE - Cobalt

PRODUCT RANGE & TECHNICAL SPECS.



BOOST WORLD



SUSTAINABILITY



THE BENEFITS OF CERAMIC TILES



The 3D Wave wall tile is criss-crossed by wave reliefs that reproduce the artisanal workmanship of raw earth, with details and imperfections that catch the light in constantly shifting ways.

Il rivestimento 3D Wave è attraversato da onde a rilievo che riproducono gli effetti della lavorazione artigianale della terra cruda, con dettagli e imperfezioni che direzionano la luce in modo sempre diverso.

Le revêtement 3D Wave est traversé par des vagues en relief qui reproduisent les effets du traitement artisanal de la terre crue, avec des détails et des imperfections qui orientent la lumière d'une manière toujours différente.

Der Wandbelag 3D Wave ist von reliefartigen Wellen durchzogen, die handbearbeitetem, ungebranntem Ton nachempfunden sind. Mit Details und Unvollkommenheiten, die das Licht auf immer wieder neue Weise brechen.

El revestimiento 3D Wave está atravesado por ondas en relieve que reproducen los efectos de la elaboración artesanal de la tierra cruda, con detalles e imperfecciones que dirigen la luz de forma siempre cambiante.

Настенную плитку 3D Wave покрывают рельефные волны, которые воссоздают эффект ручной обработки сырой глины. Детали и несовершенства поверхности заставляют свет играть всегда по-разному.

WALL
Boost Natural **Ash 3D Wave** Matte/Matt
50x120 cm | 19⁵/₈"x47¹/₄"

Boost Natural **Ash** Matte/Matt
50x120 cm | 19⁵/₈"x47¹/₄"

SINK
Boost Natural **Ecrú** Matte/Matt



© Ceramiche Atlas Concorde

INDEX



OVERVIEW



IMAGE GALLERY



RESIDENTIAL LIVING - Ash, Ecrú
WELLNESS BATHROOM - Ash, Kaolin
RESIDENTIAL BATHROOM - 3D Texture

RESIDENTIAL BATHROOM - 3D Wave

RESIDENTIAL BATHROOM - 3D Brushed
WELLNESS SPA - Ecrú, Umber

RESIDENTIAL OPEN SPACE - Ecrú

PRIVATE VILLA IN & OUT - Ecrú, Umber

RETAIL SHOWROOM - Coral

CONTEMPORARY BOUTIQUE - Cobalt

PRODUCT
RANGE &
TECHNICAL
SPECS.



BOOST WORLD



SUSTAINABILITY



THE BENEFITS OF
CERAMIC TILES





© Ceramiche Atlas Concorde



© Ceramiche Atlas Concorde

INDEX



OVERVIEW



IMAGE GALLERY



- RESIDENTIAL LIVING - Ash, Ecrú
- WELLNESS BATHROOM - Ash, Kaolin
- RESIDENTIAL BATHROOM - 3D Texture
- RESIDENTIAL BATHROOM - 3D Wave
- RESIDENTIAL BATHROOM - 3D Brushed
- WELLNESS SPA - Ecrú, Umber
- RESIDENTIAL OPEN SPACE - Ecrú
- PRIVATE VILLA IN & OUT - Ecrú, Umber
- RETAIL SHOWROOM - Coral
- CONTEMPORARY BOUTIQUE - Cobalt

PRODUCT RANGE & TECHNICAL SPECS.



BOOST WORLD



SUSTAINABILITY



THE BENEFITS OF CERAMIC TILES



FLOOR
 Boost Natural **Ecrú** Matte/Matt
 120x120 cm | 47¹/₄"x47¹/₄"

WALL
 Boost Natural **Ash** Matte/Matt
 50x120 cm | 19⁵/₈"x47¹/₄"

Boost Natural **Ash 3D Wave** Matte/Matt
 50x120 cm | 19⁵/₈"x47¹/₄"



© Ceramiche Atlas Concorde

INDEX



OVERVIEW



IMAGE GALLERY



- RESIDENTIAL LIVING - Ash, Ecrú
- WELLNESS BATHROOM - Ash, Kaolin
- RESIDENTIAL BATHROOM - 3D Texture
- RESIDENTIAL BATHROOM - 3D Wave
- RESIDENTIAL BATHROOM - 3D Brushed
- WELLNESS SPA - Ecrú, Umber
- RESIDENTIAL OPEN SPACE - Ecrú
- PRIVATE VILLA IN & OUT - Ecrú, Umber
- RETAIL SHOWROOM - Coral
- CONTEMPORARY BOUTIQUE - Cobalt

PRODUCT RANGE & TECHNICAL SPECS.



BOOST WORLD



SUSTAINABILITY



THE BENEFITS OF CERAMIC TILES



Atlas Concorde Habitat sinks offer a solution coordinated with the surfaces of the environment, combining an elegant look with superior technical qualities.

I lavabi di Atlas Concorde Habitat offrono una soluzione coordinata alle superfici dell'ambiente, coniugando un'estetica di pregio a qualità tecniche elevate.

Les lavabos Atlas Concorde Habitat offrent une solution coordonnée aux surfaces de l'environnement, alliant une esthétique prestigieuse à de hautes qualités techniques.

Die Waschbecken von Atlas Concorde Habitat sind auf die Beläge im Raum abgestimmt und vereinen damit eine ausgesuchte Optik mit hervorragenden technischen Eigenschaften.

Los lavabos de Atlas Concorde Habitat ofrecen una solución que se coordina con las superficies del ambiente, combinando una fina estética con altas cualidades técnicas.

Раковины линейки Atlas Concorde Habitat элегантно гармонируют с облицовкой полов и стен, сочетая эстетику и высокие технические качества.

SINK
Boost Natural **Ecrú** Matte/Matt

The rectangular tiles of the Trace mosaic intersect, creating a geometric pattern with the natural finish and surfaces of 3D Brushed and 3D Wave.

Le tessere rettangolari del mosaico Trace si intersecano creando un motivo geometrico con la finitura naturale e le superfici 3D Brushed e 3D Wave.

Les tesselles rectangulaires de la mosaïque Trace se croisent en créant un motif géométrique avec la finition naturelle et les surfaces 3D Brushed et 3D Wave.

Die rechteckigen Mosaiksteinchen von Trace bilden ein geometrisches Motiv aus der natürlichen Oberfläche und den Elementen 3D Brushed und 3D Wave.

Las teselas rectangulares del mosaico Trace se cruzan para crear un patrón geométrico con el acabado natural y las superficies 3D Brushed y 3D Wave.

Прямоугольные элементы мозаики Trace переплетаются в геометрический мотив с плитками 3D Brushed и 3D Wave.



© Ceramiche Atlas Concorde

WALL
Boost Natural **Ash 3D Wave** Matte/Matt
50x120 cm | 19⁵/₈"x47¹/₄"

Boost Natural **Ecrú Mosaico Trace Mix** Matte/Matt
30x29,2 cm | 11³/₄"x11¹/₂"



© Ceramiche Atlas Concorde

INDEX



OVERVIEW



IMAGE GALLERY



- RESIDENTIAL LIVING - Ash, Ecrú
- WELLNESS BATHROOM - Ash, Kaolin
- RESIDENTIAL BATHROOM - 3D Texture
- RESIDENTIAL BATHROOM - 3D Wave
- RESIDENTIAL BATHROOM - 3D Brushed
- WELLNESS SPA - Ecrú, Umber
- RESIDENTIAL OPEN SPACE - Ecrú
- PRIVATE VILLA IN & OUT - Ecrú, Umber
- RETAIL SHOWROOM - Coral
- CONTEMPORARY BOUTIQUE - Cobalt

PRODUCT RANGE & TECHNICAL SPECS.



BOOST WORLD



SUSTAINABILITY



THE BENEFITS OF CERAMIC TILES



Natural wellness.

In the bathroom, the reliefs of the 3D Brushed tiles give the walls a strong textured feeling, evoking the marks of raw earth worked by hand.

Nel bagno, i rilievi del rivestimento 3D Brushed conferiscono una decisa connotazione materica alle pareti, evocando i segni della lavorazione manuale della terra cruda.

Dans la salle de bain, les reliefs du revêtement 3D Brushed donnent une forte connotation matière aux murs, évoquant les signes du traitement manuel de a terre crue.

Im Bad sorgen die Reliefs des Wandbelags 3D Brushed mit ihren angedeuteten Spuren der manuellen Bearbeitung von ungebranntem Ton für eine ausgeprägt stoffliche Optik.

En el cuarto de baño, los relieves del revestimiento 3D Brushed dan una fuerte connotación material a las paredes, evocando los signos de la elaboración manual de la tierra cruda.

Рельеф плитки 3D Brushed придает стенам ванной комнаты выразительную фактурность, как если бы сырую глину обработали вручную.



© Ceramiche Atlas Concorde

INDEX



OVERVIEW



IMAGE GALLERY



RESIDENTIAL LIVING - Ash, Ecrú
 WELLNESS BATHROOM - Ash, Kaolin
 RESIDENTIAL BATHROOM - 3D Texture
 RESIDENTIAL BATHROOM - 3D Wave
 RESIDENTIAL BATHROOM - 3D Brushed
 WELLNESS SPA - Ecrú, Umber
 RESIDENTIAL OPEN SPACE - Ecrú
 PRIVATE VILLA IN & OUT - Ecrú, Umber
 RETAIL SHOWROOM - Coral
 CONTEMPORARY BOUTIQUE - Cobalt

PRODUCT RANGE & TECHNICAL SPECS.



BOOST WORLD



SUSTAINABILITY



THE BENEFITS OF CERAMIC TILES





© Ceramiche Atlas Concorde

WALL
Boost Natural **Kaolin 3D Brushed** Matte/Matt
50x120 cm | 19 7/8"x47 1/4"



© Ceramiche Atlas Concorde

INDEX



OVERVIEW



IMAGE GALLERY



- RESIDENTIAL LIVING - Ash, Ecrú
- WELLNESS BATHROOM - Ash, Kaolin
- RESIDENTIAL BATHROOM - 3D Texture
- RESIDENTIAL BATHROOM - 3D Wave
- RESIDENTIAL BATHROOM - 3D Brushed
- WELLNESS SPA - Ecrú, Umber
- RESIDENTIAL OPEN SPACE - Ecrú
- PRIVATE VILLA IN & OUT - Ecrú, Umber
- RETAIL SHOWROOM - Coral
- CONTEMPORARY BOUTIQUE - Cobalt

PRODUCT RANGE & TECHNICAL SPECS.



BOOST WORLD



SUSTAINABILITY



THE BENEFITS OF CERAMIC TILES



The strips of the Piano Mix mosaic mix the similar colors and textures of the Natural, 3D Textured and 3D Brushed surfaces, creating an interplay of light and shadows rich in details.

I listelli del mosaico Piano Mix mescolano le tinte omogenee e le texture delle superfici Naturale, 3D Textured e 3D Brushed, creando un gioco di luci ricco di dettagli.

Les bandes de la mosaïque Piano Mix mélangent les couleurs et les textures homogènes des surfaces Naturel, 3D Textured et 3D Brushed, créant un jeu de lumière riche en détails.

Die Leisten des Mosaiks Piano Mix vermischen Unifarben mit den Texturen der Oberflächen natur, 3D Textured und 3D Brushed in einem detailreichen Spiel mit dem Licht.

Los listones de mosaico Piano Mix mezclan los colores y texturas homogéneos de las superficies Naturel, 3D Textured y 3D Brushed, creando un juego de luces con riqueza de detalles.

Панки мозаики Piano Mix перемешивают однородные тона и разные фактуры поверхностей Naturel, 3D Textured и 3D Brushed: получается богатая игра света.

WALL
Boost Natural Ash Mosaico Piano Mix Matte/Matt
50x40,5 cm | 19⁷/₈"x16"

© Ceramiche Atlas Concorde

INDEX



OVERVIEW



IMAGE GALLERY



RESIDENTIAL LIVING - Ash, Ecrú
WELLNESS BATHROOM - Ash, Kaolin
RESIDENTIAL BATHROOM - 3D Texture
RESIDENTIAL BATHROOM - 3D Wave
RESIDENTIAL BATHROOM - 3D Brushed
WELLNESS SPA - Ecrú, Umber
RESIDENTIAL OPEN SPACE - Ecrú
PRIVATE VILLA IN & OUT - Ecrú, Umber
RETAIL SHOWROOM - Coral
CONTEMPORARY BOUTIQUE - Cobalt

PRODUCT RANGE & TECHNICAL SPECS.



BOOST WORLD



SUSTAINABILITY



THE BENEFITS OF CERAMIC TILES





© Ceramiche Atlas Concorde



© Ceramiche Atlas Concorde

FLOOR
 Boost Natural **Ash** Matte/Matt
 120x120 cm | 47¹/₄"x47¹/₄"

WALL
 Boost Natural **Ash Mosaico Piano Mix** Matte/Matt
 50x40,5 cm | 19⁵/₈"x16"

INDEX



OVERVIEW



IMAGE GALLERY



- RESIDENTIAL LIVING - Ash, Ecrú
- WELLNESS BATHROOM - Ash, Kaolin
- RESIDENTIAL BATHROOM - 3D Texture
- RESIDENTIAL BATHROOM - 3D Wave
- RESIDENTIAL BATHROOM - 3D Brushed
- WELLNESS SPA - Ecrú, Umber
- RESIDENTIAL OPEN SPACE - Ecrú
- PRIVATE VILLA IN & OUT - Ecrú, Umber
- RETAIL SHOWROOM - Coral
- CONTEMPORARY BOUTIQUE - Cobalt

PRODUCT RANGE & TECHNICAL SPECS.



BOOST WORLD



SUSTAINABILITY



THE BENEFITS OF CERAMIC TILES



The essence of relaxation.

With its large surface area, the 120x278 size brings out the essential nature of the raw-earth effect in every setting. The matte finish of the floor helps to give the surfaces an authentic effect

Con la sua ampia superficie, il formato 120x278 esalta l'essenzialità dell'effetto terra cruda in ogni contesto. La finitura matt del pavimento contribuisce a dare alle superfici un effetto autentico.

Avec sa grande surface, le format 120x278 renforce l'essentialité de l'effet terre crue dans n'importe quel contexte. La finition mate du sol contribue à donner aux surfaces un effet authentique.

Das großzügige Format 120x278 unterstreicht die schlichte Optik ungebrannten Tons in jedem Kontext. Die matte Oberflächenausführung des Bodens trägt zu der authentischen Wirkung der Oberflächen bei.

Con su gran superficie, el formato 120x278 realza la esencialidad del efecto tierra cruda en cualquier contexto. El acabado mate del pavimento contribuye a dar un efecto de autenticidad a las superficies.

Большая поверхность формата 120x278 усиливает эффект сырой глины в любом контексте. Матовая отделка напольных плиток добавляет им аутентичности.



© Ceramiche Atlas Concorde

INDEX



OVERVIEW



IMAGE GALLERY



RESIDENTIAL LIVING - Ash, Ecrú
WELLNESS BATHROOM - Ash, Kaolin
RESIDENTIAL BATHROOM - 3D Texture
RESIDENTIAL BATHROOM - 3D Wave
RESIDENTIAL BATHROOM - 3D Brushed
WELLNESS SPA - Ecrú, Umber

RESIDENTIAL OPEN SPACE - Ecrú
PRIVATE VILLA IN & OUT - Ecrú, Umber
RETAIL SHOWROOM - Coral
CONTEMPORARY BOUTIQUE - Cobalt

PRODUCT RANGE & TECHNICAL SPECS.



BOOST WORLD



SUSTAINABILITY



THE BENEFITS OF CERAMIC TILES





© Ceramiche Atlas Concorde



© Ceramiche Atlas Concorde

FLOOR
 Boost Natural **Umber** Matte/Matt
 120x120 cm | 47¹/₄"x47¹/₄"

Boost Natural **Umber** Grip
 120x120 cm | 47¹/₄"x47¹/₄"

WALL
 Boost Natural **Ecru** Matte/Matt
 120x278 cm | 47¹/₄"x109¹/₂"

Boost Natural **Kaolin** Matte/Matt
 120x278 cm | 47¹/₄"x109¹/₂"

Boost Natural **Ecru Mosaico Tumbled** Matte/Matt
 31x31 cm | 12¹/₄"x12¹/₄"

FURNITURE
 Marvel **Calacatta Delicato** Silk
 120x278 cm | 47¹/₄"x109¹/₂"

INDEX



OVERVIEW



IMAGE GALLERY



- RESIDENTIAL LIVING - Ash, Ecru
- WELLNESS BATHROOM - Ash, Kaolin
- RESIDENTIAL BATHROOM - 3D Texture
- RESIDENTIAL BATHROOM - 3D Wave
- RESIDENTIAL BATHROOM - 3D Brushed
- WELLNESS SPA - Ecru, Umber
- RESIDENTIAL OPEN SPACE - Ecru
- PRIVATE VILLA IN & OUT - Ecru, Umber
- RETAIL SHOWROOM - Coral
- CONTEMPORARY BOUTIQUE - Cobalt

PRODUCT RANGE & TECHNICAL SPECS.



BOOST WORLD



SUSTAINABILITY



THE BENEFITS OF CERAMIC TILES





FLOOR
Boost Natural **Umber** Matte/Matt
120x120 cm | 47 1/4" x 47 1/4"

© Ceramiche Atlas Concorde

INDEX



OVERVIEW



IMAGE GALLERY



RESIDENTIAL LIVING - Ash, Ecrú
WELLNESS BATHROOM - Ash, Kaolin
RESIDENTIAL BATHROOM - 3D Texture
RESIDENTIAL BATHROOM - 3D Wave
RESIDENTIAL BATHROOM - 3D Brushed
WELLNESS SPA - Ecrú, Umber

RESIDENTIAL OPEN SPACE - Ecrú
PRIVATE VILLA IN & OUT - Ecrú, Umber
RETAIL SHOWROOM - Coral
CONTEMPORARY BOUTIQUE - Cobalt

PRODUCT
RANGE &
TECHNICAL
SPECS.



BOOST WORLD



SUSTAINABILITY



THE BENEFITS OF
CERAMIC TILES



The character of authenticity.

Porcelain floor tiles are an ideal solution for domestic spaces like the kitchen. The Umber shade combined with the Ecrú color of the worktop creates a simple style with a distinctive personality.

I pavimenti in gres porcellanato sono una soluzione ideale per ambienti domestici come la cucina. La tonalità Umber, in abbinamento al color Ecrú del piano lavoro, crea uno stile sobrio ma di carattere.

Les sols en grès cérame sont une solution idéale pour les environnements domestiques tels que la cuisine. La teinte Umber, associée à la couleur Ecrú du plan de travail, crée un style sobre mais de caractère.

Feinsteinzeugböden sind die idealen Lösungen in häuslichen Räumen wie der Küche. Der Farbton Umber erzeugt gemeinsam mit der Farbe Ecrú der Arbeitsplatte einen nüchternen und zugleich charaktervollen Stil.

Los pavimentos de gres porcelánico son una solución ideal para ambientes domésticos como las cocinas. La tonalidad Umber en combinación con el color Ecrú de la encimera, crea un estilo sobrio con carácter.

Пол из керамогранита – идеальное решение для домашней кухни. Тон Umber в сочетании с цветом Ecrú столешницы создает строгий интерьер, с характером.



© Ceramiche Atlas Concorde

INDEX



OVERVIEW



IMAGE GALLERY



RESIDENTIAL LIVING - Ash, Ecrú
WELLNESS BATHROOM - Ash, Kaolin
RESIDENTIAL BATHROOM - 3D Texture
RESIDENTIAL BATHROOM - 3D Wave
RESIDENTIAL BATHROOM - 3D Brushed
WELLNESS SPA - Ecrú, Umber

RESIDENTIAL OPEN SPACE - Ecrú

PRIVATE VILLA IN & OUT - Ecrú, Umber

RETAIL SHOWROOM - Coral

CONTEMPORARY BOUTIQUE - Cobalt

PRODUCT RANGE & TECHNICAL SPECS.



BOOST WORLD



SUSTAINABILITY



THE BENEFITS OF CERAMIC TILES



Resistant to scratches and wear, large porcelain slabs make it possible to create kitchen countertops offering superior levels of performance.

Resistenti a graffi e usura, le grandi lastre in gres porcellanato permettono di realizzare piani cucina con livelli di performance elevati.

Résistantes aux rayures et à l'usure, les grandes dalles en grès cérame permettent de réaliser des plans de travail cuisine aux performances élevées.

Die großen Feinsteinzeugplatten sind kratzfest und verschleißbeständig. Für leistungsstarke Küchenarbeitsplatten.

Resistentes a los arañazos y al desgaste, las grandes losas de gres porcelánico permiten crear encimeras de cocina con altas prestaciones.

Большие плиты из керамогранита устойчивы к царапинам, износу и позволяют создавать столешницы с высокими эксплуатационными свойствами.



© Ceramiche Atlas Concorde

FLOOR
Boost Natural **Umber** Matte/Matt
120x120 cm | 47¹/₄"x47¹/₄"

COUNTERTOP
Marvel **Calacatta Prestigio** Silk
120x278 cm | 47¹/₄"x109¹/₂"

AtlasPlan
Boost Natural **Ecrú** Hammered ✕ 12 mm
162x324 cm | 63³/₄"x127¹/₂"



© Ceramiche Atlas Concorde

INDEX



OVERVIEW



IMAGE GALLERY



RESIDENTIAL LIVING - Ash, Ecrú
WELLNESS BATHROOM - Ash, Kaolin
RESIDENTIAL BATHROOM - 3D Texture
RESIDENTIAL BATHROOM - 3D Wave
RESIDENTIAL BATHROOM - 3D Brushed
WELLNESS SPA - Ecrú, Umber

RESIDENTIAL OPEN SPACE - Ecrú

PRIVATE VILLA IN & OUT - Ecrú, Umber

RETAIL SHOWROOM - Coral

CONTEMPORARY BOUTIQUE - Cobalt

PRODUCT
RANGE &
TECHNICAL
SPECS.



BOOST WORLD



SUSTAINABILITY



THE BENEFITS OF
CERAMIC TILES





© Ceramiche Atlas Concorde



© Ceramiche Atlas Concorde

FLOOR
 Boost Natural **Umber** Matte/Matt
 120x120 cm | 47¹/₄"x47¹/₄"

COUNTERTOP
AtlasPlan
 Boost Natural **Ecrú** Hammered 12 mm
 162x324 cm | 63³/₄"x127¹/₂"

INDEX



OVERVIEW



IMAGE GALLERY



- RESIDENTIAL LIVING - Ash, Ecrú
- WELLNESS BATHROOM - Ash, Kaolin
- RESIDENTIAL BATHROOM - 3D Texture
- RESIDENTIAL BATHROOM - 3D Wave
- RESIDENTIAL BATHROOM - 3D Brushed
- WELLNESS SPA - Ecrú, Umber
- RESIDENTIAL OPEN SPACE - Ecrú
- PRIVATE VILLA IN & OUT - Ecrú, Umber
- RETAIL SHOWROOM - Coral
- CONTEMPORARY BOUTIQUE - Cobalt

PRODUCT RANGE & TECHNICAL SPECS.



BOOST WORLD



SUSTAINABILITY



THE BENEFITS OF CERAMIC TILES



The spaces of everyday life.

Blending in harmoniously with the surrounding environment, the raw-earth-effect surfaces of Boost Natural add elegance and refinement to outdoor spaces as well.

Intrecciandosi in modo armonico con l'ambiente circostante, le superfici effetto terra cruda di Boost Natural donano eleganza e raffinatezza anche agli spazi esterni.

S'entretenant harmonieusement avec le milieu environnant, les surfaces effet terre crue de Boost Natural confèrent également élégance et raffinement aux espaces extérieurs.

Indem sie sich harmonisch in ihre Umgebung integrieren, verleihen die Beläge mit der Optik ungebrannten Tons der Kollektion Boost Natural auch Außenbereichen ausgesuchte Eleganz.

Combinándose armoniosamente con su ambiente, las superficies efecto tierra cruda de Boost Natural añaden elegancia y refinamiento también a los espacios exteriores.

Плитка с эффектом сырой глины Boost Natural вдыхает элегантность и в наружные пространства, гармонично вписываясь в пейзаж.



© Ceramiche Atlas Concorde

INDEX



OVERVIEW



IMAGE GALLERY



RESIDENTIAL LIVING - Ash, Ecrú
 WELLNESS BATHROOM - Ash, Kaolin
 RESIDENTIAL BATHROOM - 3D Texture
 RESIDENTIAL BATHROOM - 3D Wave
 RESIDENTIAL BATHROOM - 3D Brushed
 WELLNESS SPA - Ecrú, Umber
 RESIDENTIAL OPEN SPACE - Ecrú
 PRIVATE VILLA IN & OUT - Ecrú, Umber
 RETAIL SHOWROOM - Coral
 CONTEMPORARY BOUTIQUE - Cobalt

PRODUCT RANGE & TECHNICAL SPECS.



BOOST WORLD



SUSTAINABILITY



THE BENEFITS OF CERAMIC TILES





© Ceramiche Atlas Concorde

INDEX



OVERVIEW



The flooring of the interior continues without interruption, ensuring a uniform, coordinated style in the Ecru tone.

La pavimentazione dell'ambiente interno prosegue in esterno senza soluzione di continuità, assicurando uno stile uniforme e coordinato nella tonalità Ecru.

Le revêtement de sol de l'intérieur se poursuit à l'extérieur sans interruption, assurant un style uniforme et coordonné dans la teinte Ecru.

Der Bodenbelag des Innenbereichs setzt sich nahtlos auch im Freien fort, sodass ein einheitlicher Stil im Farbton Ecru entsteht.

Los pavimentos interiores se prolongan a la perfección hacia el exterior, garantizando un estilo uniforme y coordinado en tono Ecru.

Плитка цвета Ecru гармонично тянется из интерьера на улицу без разрыва рисунка, что придает обстановке эффектную стилистическую цельность.

IMAGE GALLERY



RESIDENTIAL LIVING - Ash, Ecru
 WELLNESS BATHROOM - Ash, Kaolin
 RESIDENTIAL BATHROOM - 3D Texture
 RESIDENTIAL BATHROOM - 3D Wave
 RESIDENTIAL BATHROOM - 3D Brushed
 WELLNESS SPA - Ecru, Umber
 RESIDENTIAL OPEN SPACE - Ecru
 PRIVATE VILLA IN & OUT - Ecru, Umber
 RETAIL SHOWROOM - Coral
 CONTEMPORARY BOUTIQUE - Cobalt

PRODUCT RANGE & TECHNICAL SPECS.



BOOST WORLD



SUSTAINABILITY



THE BENEFITS OF CERAMIC TILES



OUTDOOR

FLOOR
 Boost Natural **Ecru** Outdoor \pm 20 mm
 120x120 cm | 47 $\frac{1}{4}$ "x47 $\frac{1}{4}$ "

WALL
 Boost Natural **Umber** Matte/Matt
 120x278 cm | 47 $\frac{1}{4}$ "x109 $\frac{1}{2}$ "



INDEX



OVERVIEW



IMAGE GALLERY



- RESIDENTIAL LIVING - Ash, Ecreu
- WELLNESS BATHROOM - Ash, Kaolin
- RESIDENTIAL BATHROOM - 3D Texture
- RESIDENTIAL BATHROOM - 3D Wave
- RESIDENTIAL BATHROOM - 3D Brushed
- WELLNESS SPA - Ecreu, Umber
- RESIDENTIAL OPEN SPACE - Ecreu
- PRIVATE VILLA IN & OUT - Ecreu, Umber
- RETAIL SHOWROOM - Coral
- CONTEMPORARY BOUTIQUE - Cobalt

PRODUCT RANGE & TECHNICAL SPECS.



BOOST WORLD



SUSTAINABILITY



THE BENEFITS OF CERAMIC TILES



OUTDOOR

FLOOR
 Boost Natural **Ecreu** Outdoor \pm 20 mm
 120x120 cm | 47 $\frac{1}{4}$ "x47 $\frac{1}{4}$ "

WALL
 Boost Natural **Umber** Matte/Matt
 120x278 cm | 47 $\frac{1}{4}$ "x109 $\frac{1}{2}$ "



© Ceramiche Atlas Concorde

OUTDOOR

FLOOR
Boost Natural **Ecrú** Outdoor ✕ 20 mm
120x120 cm | 47¹/₄"x47¹/₄"

WALL
Boost Natural **Umber** Matte/Matt
120x278 cm | 47¹/₄"x109¹/₂"

INDOOR

FLOOR
Boost Natural **Ecrú** Matte/Matt
120x120 cm | 47¹/₄"x47¹/₄"

WALL
Boost Natural **Umber** Matte/Matt
120x278 cm | 47¹/₄"x109¹/₂"



© Ceramiche Atlas Concorde

INDEX



OVERVIEW



IMAGE GALLERY



- RESIDENTIAL LIVING - Ash, Ecrú
- WELLNESS BATHROOM - Ash, Kaolin
- RESIDENTIAL BATHROOM - 3D Texture
- RESIDENTIAL BATHROOM - 3D Wave
- RESIDENTIAL BATHROOM - 3D Brushed
- WELLNESS SPA - Ecrú, Umber
- RESIDENTIAL OPEN SPACE - Ecrú
- PRIVATE VILLA IN & OUT - Ecrú, Umber
- RETAIL SHOWROOM - Coral
- CONTEMPORARY BOUTIQUE - Cobalt

PRODUCT RANGE & TECHNICAL SPECS.



BOOST WORLD



SUSTAINABILITY



THE BENEFITS OF CERAMIC TILES





© Ceramiche Atlas Concorde

FLOOR
 Boost Natural **Ecrú** Matte/Matt
 120x120 cm | 47¹/₄"x47¹/₄"

WALL
 Boost Natural **Umber** Matte/Matt
 120x278 cm | 47¹/₄"x109¹/₂"

INDEX



OVERVIEW



IMAGE GALLERY



- RESIDENTIAL LIVING - Ash, Ecrú
- WELLNESS BATHROOM - Ash, Kaolin
- RESIDENTIAL BATHROOM - 3D Texture
- RESIDENTIAL BATHROOM - 3D Wave
- RESIDENTIAL BATHROOM - 3D Brushed
- WELLNESS SPA - Ecrú, Umber
- RESIDENTIAL OPEN SPACE - Ecrú
- PRIVATE VILLA IN & OUT - Ecrú, Umber
- RETAIL SHOWROOM - Coral
- CONTEMPORARY BOUTIQUE - Cobalt

PRODUCT RANGE & TECHNICAL SPECS.



BOOST WORLD



SUSTAINABILITY



THE BENEFITS OF CERAMIC TILES



Interacting materials.

The dusty nuances of the raw earth effect interact perfectly with the simple shades of the stone look, creating a range of creative solutions.

Le nuance polverose dell'effetto terra cruda dialogano alla perfezione con le tonalità essenziali dell'effetto pietra, dando vita a un ventaglio di soluzioni creative.

Les nuances poussiéreuses de l'effet terre crue interagissent parfaitement avec les nuances essentielles de l'effet pierre, donnant vie à une gamme de solutions créatives.

Die staubigen Nuancen der Optik roher Erde dialogieren perfekt mit den schlichten Farben der Steinoptik und erlauben vielfältige kreative Ideen.

Los matices polvorientos del efecto tierra cruda dialogan perfectamente con los tonos esenciales del efecto piedra, creando una gama de soluciones creativas.

Пыльные тона эффекта сырой глины идеально сочетаются с неброскими оттенками рисунка камня, позволяя создавать огромное множество креативных решений.



© Ceramiche Atlas Concorde

INDEX



OVERVIEW




IMAGE GALLERY



- RESIDENTIAL LIVING - Ash, Ecrú
- WELLNESS BATHROOM - Ash, Kaolin
- RESIDENTIAL BATHROOM - 3D Texture
- RESIDENTIAL BATHROOM - 3D Wave
- RESIDENTIAL BATHROOM - 3D Brushed
- WELLNESS SPA - Ecrú, Umber
- RESIDENTIAL OPEN SPACE - Ecrú
- PRIVATE VILLA IN & OUT - Ecrú, Umber
- RETAIL SHOWROOM - Coral
- CONTEMPORARY BOUTIQUE - Cobalt

PRODUCT RANGE & TECHNICAL SPECS.



BOOST WORLD




SUSTAINABILITY



THE BENEFITS OF CERAMIC TILES





© Ceramiche Atlas Concorde

The esthetic affinity between Boost Natural and Boost Stone is perfect for defining functional spaces through elegant contrasts of different materials.

L'affinità progettuale tra Boost Natural e Boost Stone è perfetta per definire gli spazi funzionali attraverso eleganti contrasti di materie differenti.

L'affinité de conception entre Boost Natural et Boost Stone est parfaite pour définir des espaces fonctionnels grâce à des contrastes élégants de différents matériaux.

Die konzeptuelle Affinität zwischen Boost Natural und Boost Stone bietet sich dazu an, Funktionsbereiche durch elegante Kontraste zwischen unterschiedlichen Materialien zu differenzieren.

La afinidad de diseño entre Boost Natural y Boost Stone es perfecta para definir espacios funcionales mediante elegantes contrastes de materiales diferentes.

Boost Natural и Boost Stone разнохарактерны, но в то же время сходны между собой, что позволяет создавать элегантные контрасты.



© Ceramiche Atlas Concorde

FLOOR
Boost Natural **Coral** Matte/Matt
120x120 cm | 47¹/₄"x47¹/₄"

WALL
Boost Natural **Coral** Matte/Matt
120x278 cm | 47¹/₄"x109¹/₂"

Boost Stone **Ivory** Matte/Matt
120x278 cm | 47¹/₄"x109¹/₂"

INDEX



OVERVIEW




IMAGE GALLERY



- RESIDENTIAL LIVING - Ash, Ecrú
- WELLNESS BATHROOM - Ash, Kaolin
- RESIDENTIAL BATHROOM - 3D Texture
- RESIDENTIAL BATHROOM - 3D Wave
- RESIDENTIAL BATHROOM - 3D Brushed
- WELLNESS SPA - Ecrú, Umber
- RESIDENTIAL OPEN SPACE - Ecrú
- PRIVATE VILLA IN & OUT - Ecrú, Umber
- RETAIL SHOWROOM - Coral
- CONTEMPORARY BOUTIQUE - Cobalt

PRODUCT RANGE & TECHNICAL SPECS.



BOOST WORLD



SUSTAINABILITY



THE BENEFITS OF CERAMIC TILES





© Ceramiche Atlas Concorde



© Ceramiche Atlas Concorde

INDEX



OVERVIEW



IMAGE GALLERY



- RESIDENTIAL LIVING - Ash, Ecrú
- WELLNESS BATHROOM - Ash, Kaolin
- RESIDENTIAL BATHROOM - 3D Texture
- RESIDENTIAL BATHROOM - 3D Wave
- RESIDENTIAL BATHROOM - 3D Brushed
- WELLNESS SPA - Ecrú, Umber
- RESIDENTIAL OPEN SPACE - Ecrú
- PRIVATE VILLA IN & OUT - Ecrú, Umber
- RETAIL SHOWROOM - Coral
- CONTEMPORARY BOUTIQUE - Cobalt

PRODUCT RANGE & TECHNICAL SPECS.



BOOST WORLD



SUSTAINABILITY



THE BENEFITS OF CERAMIC TILES



FLOOR
 Boost Natural **Coral** Matte/Matt
 120x120 cm | 47¹/₄"x47¹/₄"

WALL
 Boost Natural **Coral** Matte/Matt
 120x278 cm | 47¹/₄"x109¹/₂"



© Ceramiche Atlas Concorde

WALL
Boost Natural **Kaolin 3D Texture** Matte/Matt
50x120 cm | 19⁵/₈"x47¹/₄"

INDEX



OVERVIEW



IMAGE GALLERY



RESIDENTIAL LIVING - Ash, Ecreu
WELLNESS BATHROOM - Ash, Kaolin
RESIDENTIAL BATHROOM - 3D Texture
RESIDENTIAL BATHROOM - 3D Wave
RESIDENTIAL BATHROOM - 3D Brushed
WELLNESS SPA - Ecreu, Umber
RESIDENTIAL OPEN SPACE - Ecreu
PRIVATE VILLA IN & OUT - Ecreu, Umber
RETAIL SHOWROOM - Coral
CONTEMPORARY BOUTIQUE - Cobalt

PRODUCT
RANGE &
TECHNICAL
SPECS.



BOOST WORLD



SUSTAINABILITY



THE BENEFITS OF
CERAMIC TILES



Harmonic contrasts.

The combination of the neutral tones of Coal on the floor and Ash on the wall is enhanced by the personality of Cobalt, a dash of color that adds a contemporary touch to the environment.

L'accostamento tra le tinte neutre Coal a pavimento e Ash a parete viene esaltato dalla personalità di Cobalt, un accento di colore che dona un tocco contemporaneo all'ambiente.

La combinaison des nuances neutre de Coal au sol et de Ash au mur est rehaussée par la personnalité du Cobalt, un accent de couleur qui donne une touche contemporaine à l'environnement.

Die Kombination der neutralen Farben Coal am Boden und Ash an der Wand wird noch betont durch die Persönlichkeit von Cobalt, einem Farbakzent, der dem Raum einen kontemporären Look verleiht.

La combinación de los colores neutros Coal en pavimentos y Ash en la pared se ve realizada por la personalidad de Cobalt, un acento de color que da un toque contemporáneo al ambiente.

В нейтральное сочетание напольного цвета Coal и настенного Ash ярко вторгается акцентный тон Cobalt, который придает обстановке свежее современное звучание.



© Ceramiche Atlas Concorde

INDEX



OVERVIEW



IMAGE GALLERY



RESIDENTIAL LIVING - Ash, Ecrú
WELLNESS BATHROOM - Ash, Kaolin
RESIDENTIAL BATHROOM - 3D Texture
RESIDENTIAL BATHROOM - 3D Wave
RESIDENTIAL BATHROOM - 3D Brushed
WELLNESS SPA - Ecrú, Umber
RESIDENTIAL OPEN SPACE - Ecrú
PRIVATE VILLA IN & OUT - Ecrú, Umber
RETAIL SHOWROOM - Coral
CONTEMPORARY BOUTIQUE - Cobalt

PRODUCT RANGE & TECHNICAL SPECS.



BOOST WORLD



SUSTAINABILITY



THE BENEFITS OF CERAMIC TILES





© Ceramiche Atlas Concorde



© Ceramiche Atlas Concorde

FLOOR
 Boost Natural **Cobalt** Matte/Matt
 120x120 cm | 47¹/₄"x47¹/₄"

WALL
 Boost Natural **Ash** Matte/Matt
 120x278 cm | 47¹/₄"x109¹/₂"

Boost Natural **Coal** Matte/Matt
 120x120 cm | 47¹/₄"x47¹/₄"

INDEX



OVERVIEW



IMAGE GALLERY



- RESIDENTIAL LIVING - Ash, Ecrú
- WELLNESS BATHROOM - Ash, Kaolin
- RESIDENTIAL BATHROOM - 3D Texture
- RESIDENTIAL BATHROOM - 3D Wave
- RESIDENTIAL BATHROOM - 3D Brushed
- WELLNESS SPA - Ecrú, Umber
- RESIDENTIAL OPEN SPACE - Ecrú
- PRIVATE VILLA IN & OUT - Ecrú, Umber
- RETAIL SHOWROOM - Coral
- CONTEMPORARY BOUTIQUE - Cobalt

PRODUCT RANGE & TECHNICAL SPECS.



BOOST WORLD



SUSTAINABILITY



THE BENEFITS OF CERAMIC TILES



Inspired by the latest trends in interior design, Cobalt is also available in the 120x278 format to cover walls all the way to the ceiling in elegant commercial spaces.

Ispirata agli ultimi trend dell'interior design, la colorazione Cobalt è disponibile anche nel formato 120x278 per rivestire pareti a tutta altezza in eleganti spazi commerciali.

Inspirée des dernières tendances en décoration d'intérieur, la couleur Cobalt est également disponible au format 120x278 pour habiller les murs toute hauteur des espaces commerciaux élégants.

Die an den neuesten Innendesignrends inspirierte Farbe Cobalt ist auch im Format 120x278 erhältlich, um elegante Verkaufsräume wandhoch zu verkleiden.

Inspirado en las últimas tendencias del diseño de interiores, el color Cobalt también está disponible en el formato 120x278 para cubrir paredes de altura completa en espacios comerciales elegantes.

Цвет Cobalt, отражающий последние тренды в дизайне интерьера, доступен также в формате 120x278 для цельного покрытия стен коммерческих пространств на всю высоту.



© Ceramiche Atlas Concorde

FLOOR
Boost Natural **Coal** Matte/Matt
120x120 cm | 47 1/4" x 47 1/4"

WALL
Boost Natural **Cobalt** Matte/Matt
120x278 cm | 47 1/4" x 109 1/2"



© Ceramiche Atlas Concorde

INDEX



OVERVIEW



IMAGE GALLERY



- RESIDENTIAL LIVING - Ash, Ecrú
- WELLNESS BATHROOM - Ash, Kaolin
- RESIDENTIAL BATHROOM - 3D Texture
- RESIDENTIAL BATHROOM - 3D Wave
- RESIDENTIAL BATHROOM - 3D Brushed
- WELLNESS SPA - Ecrú, Umber
- RESIDENTIAL OPEN SPACE - Ecrú
- PRIVATE VILLA IN & OUT - Ecrú, Umber
- RETAIL SHOWROOM - Coral
- CONTEMPORARY BOUTIQUE - Cobalt

PRODUCT RANGE & TECHNICAL SPECS.



BOOST WORLD



SUSTAINABILITY



THE BENEFITS OF CERAMIC TILES





© Ceramiche Atlas Concorde



© Ceramiche Atlas Concorde

FLOOR
 Boost Natural **Cobalt** Matte/Matt
 120x120 cm | 47¹/₄"x47¹/₄"

WALL
 Boost Natural **Ash** Matte/Matt
 120x278 cm | 47¹/₄"x109¹/₂"

Boost Natural **Cobalt** Matte/Matt
 120x278 cm | 47¹/₄"x109¹/₂"

INDEX



OVERVIEW



IMAGE GALLERY



- RESIDENTIAL LIVING - Ash, Ecrú
- WELLNESS BATHROOM - Ash, Kaolin
- RESIDENTIAL BATHROOM - 3D Texture
- RESIDENTIAL BATHROOM - 3D Wave
- RESIDENTIAL BATHROOM - 3D Brushed
- WELLNESS SPA - Ecrú, Umber
- RESIDENTIAL OPEN SPACE - Ecrú
- PRIVATE VILLA IN & OUT - Ecrú, Umber
- RETAIL SHOWROOM - Coral
- CONTEMPORARY BOUTIQUE - Cobalt

PRODUCT RANGE & TECHNICAL SPECS.



BOOST WORLD



SUSTAINABILITY



THE BENEFITS OF CERAMIC TILES





© Ceramiche Atlas Concorde

Product Range & Technical Specs.

- 120 SENSITECH
- 122 RANGE SUMMARY
- 132 TECHNICAL FEATURES

INDEX



OVERVIEW



IMAGE GALLERY



PRODUCT RANGE & TECHNICAL SPECS.



SENSITECH

RANGE SUMMARY

TECHNICAL FEATURES

BOOST WORLD

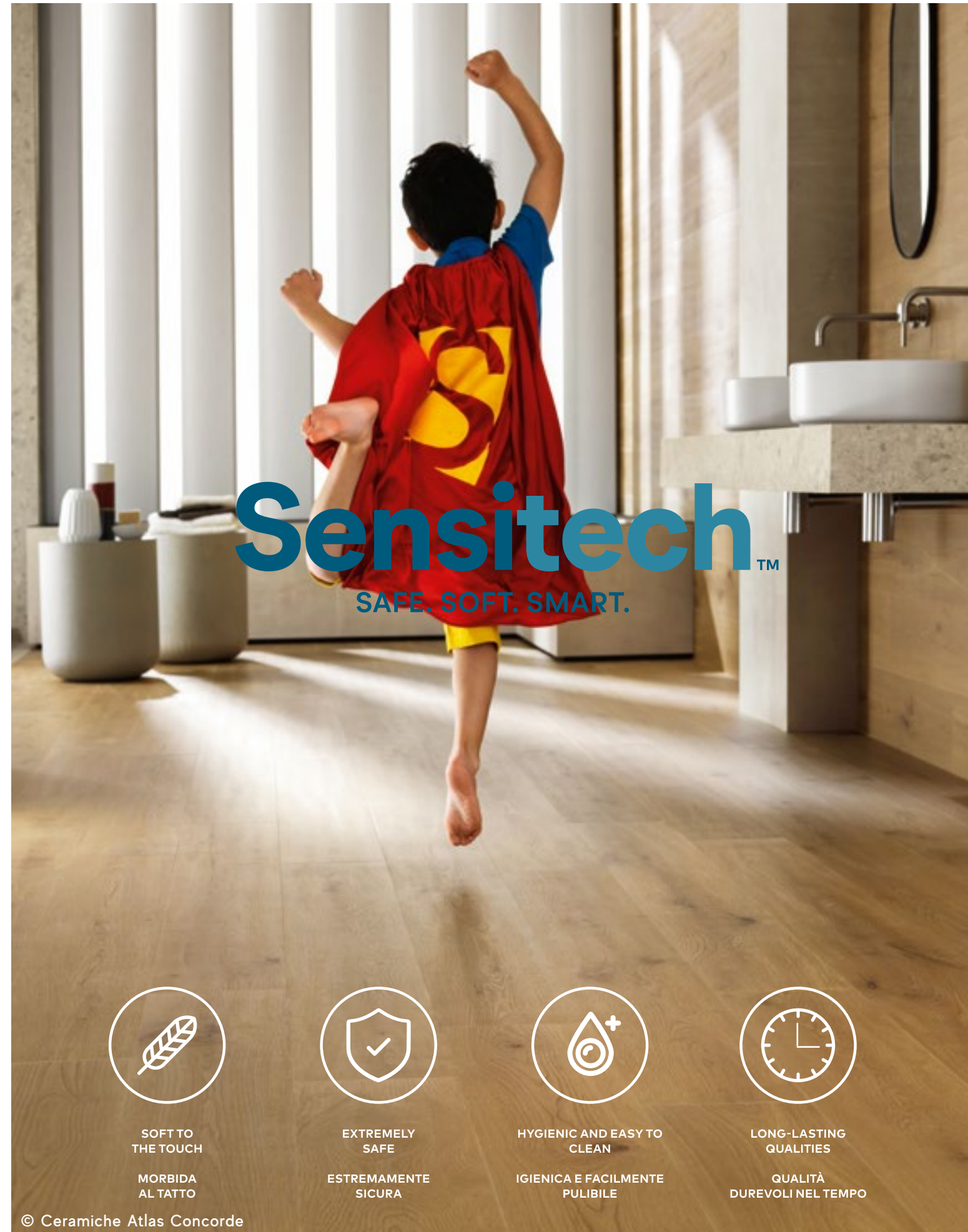


SUSTAINABILITY



THE BENEFITS OF CERAMIC TILES





Sensitech™
SAFE. SOFT. SMART.



SOFT TO THE TOUCH

MORBIDA AL TATTO



EXTREMELY SAFE

ESTREMAMENTE SICURA



HYGIENIC AND EASY TO CLEAN

IGIENICA E FACILMENTE PULIBILE



LONG-LASTING QUALITIES

QUALITÀ DUREVOLI NEL TEMPO

The evolution of ceramic surfaces.

The constant research of Atlas Concorde Laboratories has led to the creation of Sensitech, the porcelain tile surface made using a production method patented in Italy. Sensitech is a high-tech surface for interiors that combines high slip resistance with an unrivaled soft touch, which also makes it resistant to dirt and easier to clean. With Sensitech the meaning of surface evolves and takes on a reassuring, protective, and pleasantly refined touch, making architectural spaces increasingly comfortable and appealing.

Dalla costante ricerca dei Laboratori Atlas Concorde nasce Sensitech, la superficie in gres porcellanato realizzata con metodo produttivo brevettato in Italia. Una superficie ad alto coefficiente tecnologico per gli ambienti interni, in grado di coniugare elevate prestazioni di resistenza allo scivolamento ad un'inedita morbidezza tattile, che la rende anche resistente allo sporco e più facile da pulire. Con Sensitech il significato di superficie si evolve e assume un tocco rassicurante, protettivo e piacevolmente raffinato, rendendo gli spazi architettonici sempre più confortevoli ed appaganti.

La recherche constante des Laboratoires Atlas Concorde a créé Sensitech, la surface en grès cérame pour intérieur réalisée avec un procédé de fabrication breveté en Italie. Une surface à haut coefficient technologique pour les espaces intérieurs, en mesure de conjuguer de hautes performances de résistance à la glissance avec une douceur tactile inédite, qui la rend également résistante aux salissures et plus facile à nettoyer. Avec Sensitech, c'est l'acception même d'une surface qui évolue en offrant une caractéristique rassurante, protectrice et agréablement raffinée, qui rend les espaces architecturaux de plus en plus confortables et agréables à vivre.

Durch kontinuierliche Forschung der Atlas Concorde Laboratorien entsteht Sensitech, die Feinsteinzeugoberfläche, die mit einem in Italien patentierten Herstellungsverfahren produziert wird. Eine Hightec-Oberfläche für Innenräume, die hohe Rutschfestigkeit mit unerwartet weicher Haptik verbindet, welche sie auch schmutzunempfindlicher und reinigungsfeundlicher macht. Mit Sensitech erreicht die Oberfläche ein ganz neues Niveau in Sachen Zuverlässigkeit, Schutz und Schönheit. Und macht damit unsere Räumlichkeiten noch attraktiver und komfortabler.

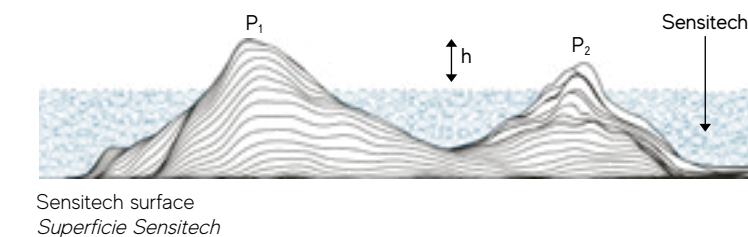
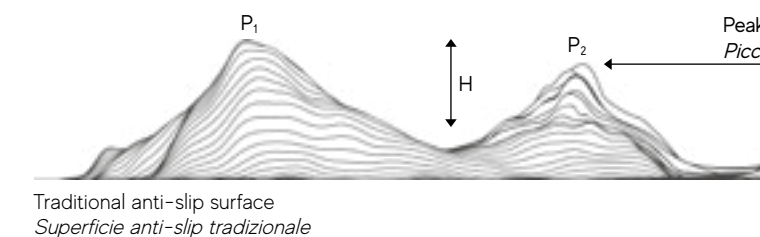
ENJOY THE VIDEO
EN | IT | FR | DE | RU

DISCOVER MORE
EN | IT | FR | DE | ES | RU

De la constante investigación de los Laboratorios Atlas Concorde nace Sensitech, la superficie de gres porcelánico para interiores realizada con un método de producción patentado en Italia. Una superficie de alto coeficiente tecnológico capaz de combinar un alto rendimiento de resistencia al deslizamiento con una suavidad táctil sin precedentes, que además la vuelve resistente a la suciedad y más fácil de limpiar. Con Sensitech, el significado de la superficie evoluciona y adquiere un toque tranquilizador, protector y agradablemente refinado, haciendo que los espacios arquitectónicos sean cada vez más cómodos y satisfactorios.

В результате исследований, выполненных в лабораториях Atlas Concorde, появилась керамогранитная поверхность Sensitech. Новая поверхность с высокими техническими показателями для интерьеров, которая сочетает отличное сопротивление скольжению и удивительную мягкость на ощупь, устойчива к загрязнениям и крайне проста в чистке и уходе. Поверхность Sensitech – на новом витке технической эволюции, она безопасна, приятна, изысканна и делает пространства уютнее и удобнее.

Surface section magnification (µm)*
Ingrandimento di una sezione di superficie (µm)*



$P_1 P_2$ Same peaks — same slippery resistance
Picchi invariati — uguale resistenza allo scivolamento

$h < H$ Reduced depth of valleys — smoother surface and greater ease of cleaning
Minore profondità degli avvallamenti — percezione di superficie più liscia e maggiore facilità di pulizia

* Charts not to scale, for illustrative purposes / Grafici non in scala, a scopo illustrativo

INDEX



OVERVIEW



IMAGE GALLERY



PRODUCT RANGE & TECHNICAL SPECS.



SENSITECH

RANGE SUMMARY

TECHNICAL FEATURES

BOOST WORLD



SUSTAINABILITY




THE BENEFITS OF CERAMIC TILES



Porcelain tiles

PORCELAIN TILES - Gres Porcellanato - Grès cérame - Feinsteinzeug Gres porcelánico - Керамический гранит

RECTIFIED MONOCALIBER - Rettificato monocalibro - Rectifié mono-calibre - Geschliffen einkalibrig - Rectificado monocalibre - Ретифицированный в одном калибре



120x278 cm - 47 1/4" x 109 1/2"	± 6 mm	Matte	Matte	Matte	Matte	Matte	Matte	Matte
120x120 cm - 47 1/4" x 47 1/4"	± 9 mm	Matte Sensitech (S)	Matte Sensitech (S)	Matte Sensitech (S)	Matte Sensitech (S)	Matte Sensitech (S)	Matte	Matte Sensitech (S)
60x120 cm - 23 5/8" x 47 1/4"	± 9 mm	Matte Sensitech (S)	Matte Sensitech (S)	Matte Sensitech (S)	Matte Sensitech (S)	Matte Sensitech (S)	Matte	Matte Sensitech (S)
60x60 cm - 23 5/8" x 23 5/8"	± 9 mm	Matte Sensitech (S)	Matte Sensitech (S)	Matte Sensitech (S)	Matte Sensitech (S)	Matte Sensitech (S)		
30x60 cm - 11 3/4" x 23 5/8"	± 9 mm	Matte Sensitech (S)	Matte Sensitech (S)	Matte Sensitech (S)	Matte Sensitech (S)	Matte Sensitech (S)		



Outdoor and Wet Areas

120x120 cm - 47 1/4" x 47 1/4"	± 9 mm	Grip	Grip	Grip	Grip	Grip		
60x120 cm - 23 5/8" x 47 1/4"	± 9 mm	Grip	Grip	Grip	Grip	Grip		
120x120 cm - 47 1/4" x 47 1/4"	± 20 mm	Outdoor	Outdoor	Outdoor				
60x60 cm - 23 5/8" x 23 5/8"	± 20 mm	Outdoor	Outdoor	Outdoor				



Atlas Plan

162x324 cm - 63 3/4" x 127 1/2"	± 12 mm			Hammered				
---------------------------------	---------	--	--	----------	--	--	--	--

> Non rectified - non rettificato



page 116

The constant research of Atlas Concorde Laboratories has led to the creation of Sensitech, the porcelain tile surface for interiors made using a production method patented in Italy that combines superior slip-resistance with an unprecedented tactile softness, guaranteeing ease of cleaning and maintenance.

Dalla costante ricerca dei Laboratori Atlas Concorde nasce Sensitech, la superficie in gres porcellanato per interni realizzata con metodo produttivo brevettato in Italia, che associa elevate prestazioni di resistenza allo scivolamento ad un'inedita morbidezza tattile, garantendo facilità di pulizia e manutenzione.

Wall tiles

WHITE-BODY WALL TILES - Rivestimenti in pasta bianca - Weißscherbige Wandfliesen - Revestimientos en pasta blanca - Настенная плитка из белой глины

RECTIFIED MONOCALIBER - Rettificato monocalibro - Rectifié mono-calibre - Geschliffen einkalibrig - Rectificado monocalibre - Ретифицированный в одном калибре



50x120 cm - 19 5/8" x 47 1/4"	± 8,5 mm	Matte	Matte	Matte
50x120 cm - 19 5/8" x 47 1/4" 3D Brushed	± 8,5 mm	Matte	Matte	Matte
50x120 cm - 19 5/8" x 47 1/4" 3D Texture	± 8,5 mm	Matte	Matte	Matte
50x120 cm - 19 5/8" x 47 1/4" 3D Wave	± 8,5 mm	Matte	Matte	Matte

Destination of use



Anti-slip



Colour-Shading



KAOLIN

ASH

ECRU

UMBER

COAL

COBALT

CORAL

INDEX



OVERVIEW



IMAGE GALLERY



PRODUCT RANGE & TECHNICAL SPECS.



SENSITECH

RANGE SUMMARY

TECHNICAL FEATURES

BOOST WORLD



SUSTAINABILITY



THE BENEFITS OF CERAMIC TILES



Porcelain tile decors

Boost Natural Kaolin Mosaico Rhombus Matt
36,7x33,8 cm - 14¹/₂"x13¹/₄"



Boost Natural Ash Mosaico Rhombus Matt
36,7x33,8 cm - 14¹/₂"x13¹/₄"



Boost Natural Ecrú Mosaico Rhombus Matt
36,7x33,8 cm - 14¹/₂"x13¹/₄"



Boost Natural Umber Mosaico Rhombus Matt
36,7x33,8 cm - 14¹/₂"x13¹/₄"



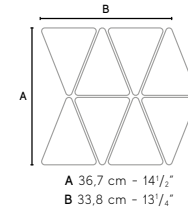
Boost Natural Coal Mosaico Rhombus Matt
36,7x33,8 cm - 14¹/₂"x13¹/₄"



Boost Natural Cobalt Mosaico Rhombus Matt
36,7x33,8 cm - 14¹/₂"x13¹/₄"



Boost Natural Coral Mosaico Rhombus Matt
36,7x33,8 cm - 14¹/₂"x13¹/₄"



Boost Natural Kaolin Mosaico Tumbled Matt
31x31 cm - 12¹/₄"x12¹/₄"



Boost Natural Ash Mosaico Tumbled Matt
31x31 cm - 12¹/₄"x12¹/₄"



Boost Natural Ecrú Mosaico Tumbled Matt
31x31 cm - 12¹/₄"x12¹/₄"




Boost Natural Umber Mosaico Tumbled Matt
31x31 cm - 12¹/₄"x12¹/₄"



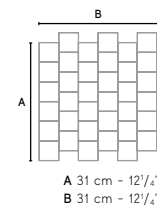
Boost Natural Coal Mosaico Tumbled Matt
31x31 cm - 12¹/₄"x12¹/₄"



Boost Natural Cobalt Mosaico Tumbled Matt
31x31 cm - 12¹/₄"x12¹/₄"



Boost Natural Coral Mosaico Tumbled Matt
31x31 cm - 12¹/₄"x12¹/₄"



***Tumbled. Irregularities in the edges are not defects but rather features intrinsic to this type of product.** - Burattato. Le irregolarità del bordo non sono da considerarsi un difetto ma una caratteristica intrinseca di questa tipologia di prodotto. - Tamisé. Les irrégularités des bords ne doivent pas être considérées comme un défaut mais comme une caractéristique intrinsèque de ce type de produit. - Genarbt. Die unregelmäßigen Kanten sind nicht als Fehler zu betrachten; sie sind ein für dieses Produkt charakteristisches Merkmal. - Tamboreado. Las irregularidades de los bordes no deben considerarse un defecto, sino una característica intrínseca de este tipo de productos. - Галтованная мозаика. Неровности граней являются не дефектом, а неотъемлемой характеристикой данного вида изделий.



© Ceramiche Atlas Concorde

INDEX



OVERVIEW



IMAGE GALLERY



PRODUCT RANGE & TECHNICAL SPECS.



SENSITECH

RANGE SUMMARY

TECHNICAL FEATURES

BOOST WORLD



SUSTAINABILITY



THE BENEFITS OF CERAMIC TILES



Wall tiles

WHITE-BODY WALL TILES - Rivestimenti in pasta bianca - Weißscherbige Wandfliesen - Revestimientos en pasta blanca - Настенная плитка из белой глины


RECTIFIED MONOCALIBER - Rettificato monocalibro - Rectifié mono-calibre - Geschliffen einkalibrig - Rectificado monocalibre - Ретицированный в одном калибре

Sizes	Thickness	Surface finish	Available colors
50x120 cm - 19 ⁵ / ₈ "x47 ¹ / ₄ "	± 8,5 mm	Matte	> Kaolin, Ash, Ecu
50x120 cm - 19 ⁵ / ₈ "x47 ¹ / ₄ "	± 8,5 mm 3D Wall	Matte	> Kaolin, Ash, Ecu



3D BRUSHED

Boost Natural Kaolin
50x120 cm - 19⁵/₈"x47¹/₄"



Boost Natural 3D Brushed Kaolin
50x120 cm - 19⁵/₈"x47¹/₄"




Boost Natural Ash
50x120 cm - 19⁵/₈"x47¹/₄"



Boost Natural 3D Brushed Ash
50x120 cm - 19⁵/₈"x47¹/₄"



Boost Natural Ecu
50x120 cm - 19⁵/₈"x47¹/₄"




Boost Natural 3D Brushed Ecu
50x120 cm - 19⁵/₈"x47¹/₄"




3D TEXTURE


Boost Natural 3D Texture Kaolin
50x120 cm - 19⁵/₈"x47¹/₄"



Boost Natural 3D Texture Ash
50x120 cm - 19⁵/₈"x47¹/₄"




Boost Natural 3D Texture Ecu
50x120 cm - 19⁵/₈"x47¹/₄"




3D WAVE


Boost Natural 3D Wave Kaolin
50x120 cm - 19⁵/₈"x47¹/₄"



Boost Natural 3D Wave Ash
50x120 cm - 19⁵/₈"x47¹/₄"



Boost Natural 3D Wave Ecu
50x120 cm - 19⁵/₈"x47¹/₄"



INDEX



OVERVIEW



IMAGE GALLERY



PRODUCT RANGE & TECHNICAL SPECS.



SENSITECH

RANGE SUMMARY

TECHNICAL FEATURES

BOOST WORLD



SUSTAINABILITY



THE BENEFITS OF CERAMIC TILES



Wall tile decors

Boost Natural Kaolin
Mosaico Piano Matt •
50x40,5 cm - 19⁵/₈"x16"




Boost Natural Ash
Mosaico Piano Matt •
50x40,5 cm - 19⁵/₈"x16"



Boost Natural Ecrú
Mosaico Piano Matt •
50x40,5 cm - 19⁵/₈"x16"



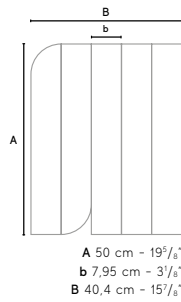
Boost Natural Kaolin
Mosaico Piano Mix Matt •
50x40,5 cm - 19⁵/₈"x16"



Boost Natural Ash
Mosaico Piano Mix Matt •
50x40,5 cm - 19⁵/₈"x16"



Boost Natural Ecrú
Mosaico Piano Mix Matt •
50x40,5 cm - 19⁵/₈"x16"



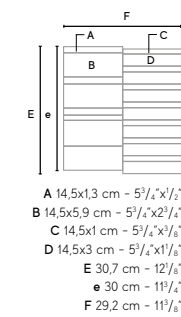
Boost Natural Kaolin
Mosaico Trace Mix Matt
30x29,2 cm - 11³/₄"x11¹/₂"



Boost Natural Ash
Mosaico Trace Mix Matt
30x29,2 cm - 11³/₄"x11¹/₂"



Boost Natural Ecrú
Mosaico Trace Mix Matt
30x29,2 cm - 11³/₄"x11¹/₂"



*For the best performance of the mosaic we recommend the use of epoxy mortars (class RG - EN 13888/ISO 13007) or decorative resins-cement, following the manufacturer's instructions. - Al fine di ottenere una resa ottimale del mosaico, è consigliato l'utilizzo di malte epossidiche (classe RG - EN 13888/ISO 13007) o di resine cementizie attenendosi alle indicazioni di utilizzo fornite dal produttore. - Afin d'obtenir un rendu optimal de la mosaïque, nous vous conseillons d'utiliser des mortiers époxy (classe RG - EN 13888/ISO 13007) ou des résines à base de ciment, en suivant les indications d'utilisation fournies par le fabricant. - Um das Mosaik optimal zur Geltung zu bringen, empfehlen wir die Verwendung von Epoxidharzfugenmörtel (Klasse RG - EN 13888/ISO 13007) oder von vergüteten Fugenmörteln unter Beachtung der vom Hersteller angegebenen Verwendungshinweise. - Para obtener un rendimiento óptimo del mosaico, se aconseja utilizar mortero epoxi (clase RG - EN 13888/ISO 13007) o resinas de cemento siguiendo las indicaciones entregadas por el fabricante. - Для наилучшего эстетического результата при укладке мозаики рекомендуется использовать эпоксидные растворы (класс RG - EN 13888/ISO 13007) или полимерцемент, соблюдая инструкции производителя.



© Ceramiche Atlas Concorde

INDEX



OVERVIEW



IMAGE GALLERY



PRODUCT RANGE & TECHNICAL SPECS.



SENSITECH

RANGE SUMMARY

TECHNICAL FEATURES

BOOST WORLD



SUSTAINABILITY

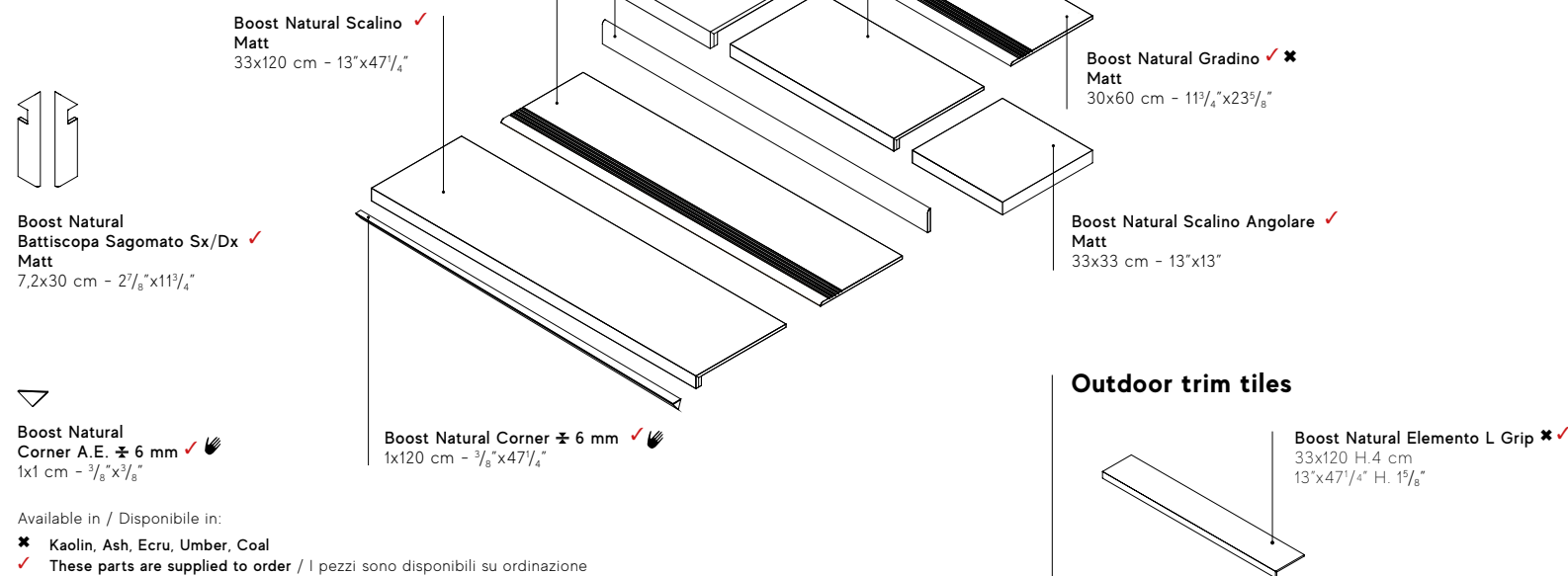


THE BENEFITS OF CERAMIC TILES

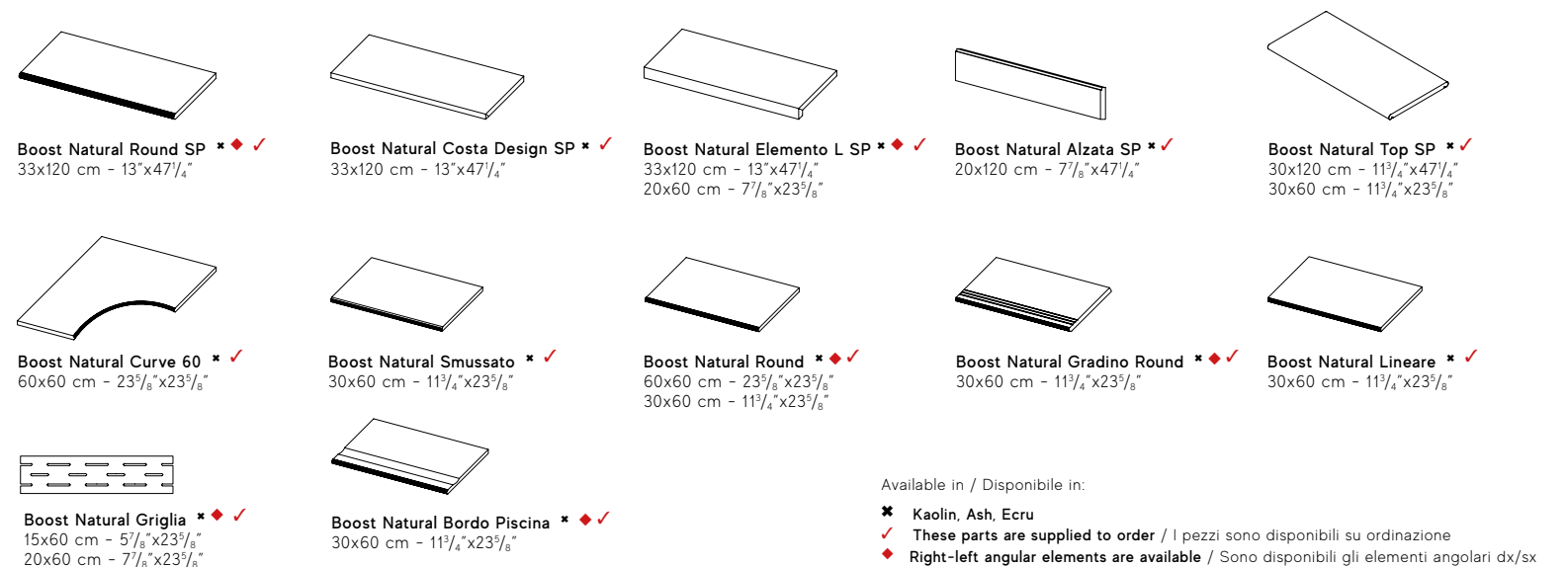


Trim tiles

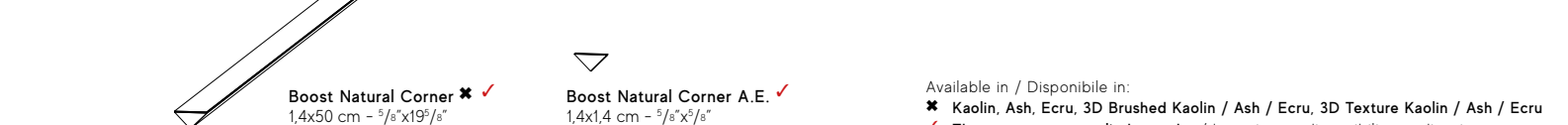
Indoor trim tiles



Outdoor trim tiles ± 20 mm



Wall trim tiles



Outdoor Porcelain tiles ± 20 mm

For further details on the 20mm thick products, related trim pieces and installation systems - in particular for recommendations and precautions during installation- please refer to the Outdoor Design section on the Atlas Concorde website or to the Outdoor Design catalogue. Per dettagli sul prodotto e sui relativi pezzi speciali in 20mm di spessore, per i sistemi di posa e, in particolare, per raccomandazioni, accorgimenti e precauzioni in fase di posa e progettazione, si raccomanda di prendere visione del catalogo Outdoor Design e della sezione Outdoor Design del sito Atlas Concorde. - Pour plus de renseignements sur le produit, les pièces spéciales de 20mm d'épaisseur et sur les systèmes de pose, ainsi que pour tous conseils et recommandations et précautions d'emploi pendant la pose ou en phase de conception, nous vous recommandons de lire le catalogue Outdoor Design et de consulter la section Outdoor Design sur le site d'Atlas Concorde. - Bitte beachten Sie die detaillierten Informationen zum Produkt und zu den zugehörigen Formteilen in 20mm Stärke, zu den Verlegesystemen sowie vor allem die Empfehlungen, Tipps und bei der Planung und Verlegung zu beachtenden Vorsichtsmaßnahmen, die im Katalog Outdoor Design sowie im Bereich Outdoor Design der Atlas Concorde-Website aufgeführt sind. - Para mayor información sobre el producto y sus relativas piezas especiales de 20mm de grosor, para los sistemas de colocación, y en particular, para las recomendaciones, cautelas y precauciones en la fase de colocación y diseño, se recomienda consultar el catálogo Outdoor Design y la sección Outdoor Design del sitio Atlas Concorde. - Подробнее о плитках и о специальных элементах толщиной 20мм, о системах монтажа, о мерах предосторожности при проектировании и укладке можно узнать в каталоге Outdoor Design и в разделе Outdoor Design на сайте Atlas Concorde.

THANKS TO



Note

For information and details relating to codes, packaging and weight it is recommended to refer to the latest pricelist. - Per le informazioni e i dati relativi a codici, imballaggi e pesi occorre sempre consultare l'ultimo listino aggiornato e in vigore. - Pour toutes informations et renseignements concernant les codes, les emballages et les poids, il y a toujours lieu de consulter le dernier tarif en vigueur et mis à jour. - Für Informationen und Daten die den Code, die Verpackung und das Gewicht betreffen bitte die aktuellste Preisliste zugrunde legen. - Para acceder a la información y a los datos relativos a códigos, embalajes y pesos hay que consultar siempre la última lista de precios actualizada y vigente. - Для информации о кодах, упаковках и весе обращайтесь к последнему действующему прайс-листу

Colors and optical features of the materials illustrated in this catalogue are to be regarded as mere indications. - I colori e le caratteristiche estetiche dei materiali illustrati nel presente catalogo sono da ritenersi puramente indicativi. - Les coloris et les caractéristiques esthétiques des références illustrées dans le catalogue sont donnés à titre purement indicatif. -Die Farben und die ästhetischen Eigenschaften der in diesem Katalog abgebildeten Produkte sind als reine Richtwerte zu betrachten. - Los colores y las características estéticas de los materiales ilustrados en el presente catálogo deben ser considerados como puramente indicativos. - Цвета и эстетические характеристики описанных в настоящем каталоге материалов являются только ориентировочными.

Atlas Concorde reserves the right to modify any product without notice and will not be liable for any direct or indirect damage resulting from such modifications. - Atlas Concorde si riserva di modificare i prodotti senza preavviso, declinando ogni responsabilità su eventuali danni diretti o indiretti derivanti da eventuali modifiche. - Atlas Concorde se réserve le droit de modifier ses produits sans préavis et décline toute responsabilité concernant les éventuels dommages directs ou indirects qui pourraient dériver de ces modifications. - Atlas Concorde behält sich das Recht vor jederzeit und ohne vorherige Ankündigung, die Produkte zu verändern, und lehnt jede Haftung bei direkten oder indirekten Schäden ab, die von diesen Veränderungen herrühren. - Atlas Concorde se reserva el derecho de modificar los productos sin previo aviso, rechaza cualquier responsabilidad sobre eventuales daños directos o indirectos derivados de eventuales modificaciones. - Atlas Concorde оставляет за собой право изменять характеристики изделий без предварительного уведомления, отклоняя при этом любую ответственность за прямые или косвенные убытки, возникшие в результате изменений.

INDEX



OVERVIEW



IMAGE GALLERY



PRODUCT RANGE & TECHNICAL SPECS.



SENSITECH

RANGE SUMMARY

TECHNICAL FEATURES

BOOST WORLD



SUSTAINABILITY



THE BENEFITS OF CERAMIC TILES





White-body wall tiles - Rectified monocaliber

Compliant with standards EN 14411 annex L group BIII
 Compliant with standards ISO 13006 annex L group BIII
 Conforme alla norma EN 14411 Appendice L gruppo BIII
 Conforme alla norma ISO 13006 Appendice L gruppo BIII

Rivestimenti in pasta bianca - Rettificato monocalibro

40x80 cm - 15^{3/4}"x31^{1/2}" ± 8,5 mm
 50x120 cm - 19^{5/8}"x47^{1/4}" ± 8,5 mm

Technical features Caratteristiche tecniche	Test Method Metodo di prova	Requirements for nominal size N Requisiti per dimensione nominale N			Wall tiles
		7 cm ≤ N < 15 cm	N ≥ 15 cm		
		(mm)	(%)	(mm)	
Length and width Lunghezza e larghezza	ISO 10545-2	± 0,4 (*) Rect.	± 0,3 (*) Rect.	± 1,0 (*) Rect.	Suitable for Conforme
Thickness Spessore		± 0,5 (**)	± 10 (**)	± 0,5 (**)	Suitable for Conforme
Straightness of sides Rettilineità degli spigoli		± 0,4 (***) Rect.	± 0,3 (***) Rect.	± 0,8 (***) Rect.	Suitable for Conforme
Rectangularity Ortogonalità		± 0,4 (****) Rect.	± 0,3 (****) Rect.	± 1,5 (****) Rect.	Suitable for Conforme
Surface flatness Planarità	ISO 10545-2	c.c. ± 0,6 Rect.	c.c. ± 0,4 Rect.	c.c. ± 1,8 Rect.	Suitable for Conforme
		e.c. ± 0,6 Rect.	e.c. ± 0,4 Rect.	e.c. ± 1,8 Rect.	
		w. ± 0,6 Rect.	w. ± 0,4 Rect.	w. ± 1,8 Rect.	
Water absorption (in% by mass) Massa d'acqua assorbita (come % della massa)	ISO 10545-3	Average >10%. When the average > 20%, this shall be indicated. Individual value > 9% Media >10%. Se questo valore > 20%, deve essere indicato. Valore Singolo > 9%			10% < E _v ≤ 20%
Breaking strength Sforzo di rottura	ISO 10545-4	S ≥ 600 N			S ≥ 600 N
Modulus of rupture Resistenza alla flessione		R ≥ 15 N/mm ²			R ≥ 15 N/mm ²
Coefficient of thermal linear expansion Coefficiente di dilatazione termica lineare	ISO 10545-8	Declared value Valore dichiarato			≤ 7MK ⁻¹
Thermal shock resistance Resistenza agli sbalzi termici	ISO 10545-9	Pass according to EN ISO 10545-1 Test superato in accordo con ISO 10545-1			Resistant Resiste
Moisture expansion (in mm/m) Dilatazione all'umidità (in mm/m)	ISO 10545-10	Declared value Valore dichiarato			≤ 0,06% (0,6mm/m)
Crazing resistance Resistenza al cavillo	ISO 10545-11	Pass according to EN ISO 10545-1 Test superato in accordo con ISO 10545-1			Resistant Resiste
Bond strength/adhesion for improved cementitious adhesives Adesione a trazione con adesivi cementizi migliorati	EN 1348	Declared value Valore dichiarato			≥ 10 N/mm ² (Class C2 - EN 12004)
Reaction to fire Reazione al fuoco	-	Class A1 Classe A1			A1
Resistance to household chemicals and swimming pool salts Resistenza ai prodotti chimici di uso domestico ed agli additivi per piscina	ISO 10545-13	Minimum Class B Classe minima B			A
Resistance to low concentrations of acids and alkalis Resistenza a basse concentrazioni di acidi e alcali		Declared Class Classe dichiarata			LA
Resistance to high concentrations of acids and alkalis Resistenza ad alte concentrazioni di acidi e alcali		Declared Class Classe dichiarata			HA
Resistance to staining Resistenza alle macchie	ISO 10545-14	Minimum Class 3 Classe 3 minima			5
Release of dangerous substances: Cadmium (in mg/dm²) and Lead (in mg/dm²) Rilascio di sostanze pericolose: Cadmio (in mg/dm ²) e Piombo (in mg/dm ²)	ISO 10545-15	Declared value Valore dichiarato			≤ 0,01 mg/dm ² Cd ≤ 0,1 mg/dm ² Pb

*) The permissible deviation, in % or mm, of the average size for each tile (2 or 4 sides) from work size (WS). Deviazione ammissibile, in % oppure mm, della dimensione media di ogni piastrella (2 oppure 4 lati) dalla dimensione di fabbricazione (WS).
 **) The permissible deviation, in % or mm, of the average thickness for each tile from the work size thickness (WS). Deviazione ammissibile, in % oppure mm, dello spessore medio di ogni piastrella dallo spessore riportato nella dimensione di fabbricazione (WS).
 ***) The maximum permissible deviation from straightness, in % or mm, related to the corresponding work sizes (WS). Deviazione massima ammissibile di rettilineità, in % oppure mm, in rapporto alle dimensioni di fabbricazione (WS) corrispondenti.
 ****) The maximum permissible deviation from rectangularity, in % or mm, related to the corresponding work sizes (WS). Deviazione massima ammissibile di ortogonalità, in % oppure mm, in rapporto alle dimensioni di fabbricazione (WS) corrispondenti.
 c.c. The maximum permissible deviation from centre curvature, in % or mm, related to diagonal calculated from the work sizes (WS). Deviazione massima ammissibile della curvatura del centro, in % oppure mm, in rapporto alla diagonale calcolata secondo le dimensioni di fabbricazione (WS).
 e.c. The maximum permissible deviation from edge curvature, in % or mm, related to the corresponding work sizes (WS). Deviazione massima ammissibile della curvatura dello spigolo, in % oppure mm, in rapporto alle dimensioni di fabbricazione (WS) corrispondenti.
 w. The maximum permissible deviation from warpage, in % or mm, related to diagonal calculated from the work sizes (WS). Deviazione massima ammissibile dello sverglimento, in % oppure mm, in rapporto alla diagonale calcolata secondo le dimensioni di fabbricazione (WS).



Porcelain tiles - Rectified monocaliber

Compliant with standards EN 14411 annex G group BII
 Compliant with standards ISO 13006 annex G group BII
 Conforme alla norma EN 14411 Appendice G gruppo BII
 Conforme alla norma ISO 13006 Appendice G gruppo BII

Gres porcellanato - Rettificato monocalibro

120x278 cm - 47^{1/4}"x109^{1/2}" ± 6 mm
 120x120 cm - 47^{1/4}"x47^{1/4}" ± 9 mm
 60x120 cm - 23^{3/8}"x47^{1/4}" ± 9 mm
 60x60 cm - 23^{3/8}"x23^{3/8}" ± 9 mm
 30x60 cm - 11^{3/8}"x23^{3/8}" ± 9 mm

Technical features Caratteristiche tecniche	Test Method Metodo di prova	Requirements for nominal size N / Requisiti per dimensione nominale N			Porcelain tiles			
		7 cm ≤ N < 15 cm	N ≥ 15 cm		Matte / Matte (6)	Matte ± 9 mm (6)	Grip ± 9 mm	Outdoor ± 20 mm
		MM	(%)	(mm)				
Length and width Lunghezza e larghezza	ISO 10545-2	± 0,9 (*) Non-rect. ± 0,4 (*) Rect.	± 0,6 (*) Non-rect. ± 0,3 (*) Rect.	± 2,0 (*) Non-rect. ± 1,0 (*) Rect.	Suitable for Conforme	Suitable for Conforme	Suitable for Conforme	Suitable for Conforme
		± 0,5 (**)	± 5 (**)	± 0,5 (**)	Suitable for Conforme	Suitable for Conforme	Suitable for Conforme	Suitable for Conforme
		± 0,8 (***) Non-rect. ± 0,4 (***) Rect.	± 0,5 (***) Non-rect. ± 0,3 (***) Rect.	± 1,5 (***) Non-rect. ± 0,8 (***) Rect.	Suitable for Conforme	Suitable for Conforme	Suitable for Conforme	Suitable for Conforme
Straightness of sides Rettilineità degli spigoli	ISO 10545-2	± 0,8 (****) Non-rect. ± 0,4 (****) Rect.	± 0,5 (****) Non-rect. ± 0,3 (****) Rect.	± 2,0 (****) Non-rect. ± 1,5 (****) Rect.	Suitable for Conforme	Suitable for Conforme	Suitable for Conforme	Suitable for Conforme
		Rectangularity (Measurement only on short edges when L/l ≥ 3) Ortogonalità (Misurazione da condurre solo sui lati corti quando L/l ≥ 3)						
		c.c. ± 0,8 Non-rect. c.c. ± 0,6 Rect.	c.c. ± 0,5 Non-rect. c.c. ± 0,4 Rect.	c.c. ± 2,0 Non-rect. c.c. ± 1,8 Rect.	Suitable for Conforme	Suitable for Conforme	Suitable for Conforme	Suitable for Conforme
Surface flatness Planarità	ISO 10545-2	e.c. ± 0,8 Non-rect. e.c. ± 0,6 Rect.	e.c. ± 0,5 Non-rect. e.c. ± 0,4 Rect.	e.c. ± 2,0 Non-rect. e.c. ± 1,8 Rect.	Suitable for Conforme	Suitable for Conforme	Suitable for Conforme	Suitable for Conforme
		w. ± 0,8 Non-rect. w. ± 0,6 Rect.	w. ± 0,5 Non-rect. w. ± 0,4 Rect.	w. ± 2,0 Non-rect. w. ± 1,8 Rect.				
		Water absorption (in% by mass) Massa d'acqua assorbita (come % della massa)			E _v ≤ 0,5% Individual Maximum 0,6% E _v ≤ 0,5% Valore massimo singolo 0,6%	≤ 0,1 %	≤ 0,1 %	≤ 0,1 %
Breaking strength Sforzo di rottura	ISO 10545-4	Requirement ANSI A1371-2017 Water absorption max ≤ 0,5%			≤ 0,5 %	≤ 0,5 %	≤ 0,5 %	≤ 0,5 %
		S ≥ 700N (for thickness < 7,5 mm - per spessore < 7,5 mm) S ≥ 1300N (for thickness ≥ 7,5 mm - per spessore ≥ 7,5 mm)	R ≥ 35 N/mm ²			R ≥ 40 N/mm ²	R ≥ 40 N/mm ²	R ≥ 40 N/mm ²
Modulus of rupture Resistenza alla flessione	EN 1339 Annex F	-			-	-	-	≥ T11 120x120 60x60
Bending strength and breaking load Resistenza a flessione e al carico di rottura (4)/(5)	ISO 10545-5	Declared value Valore dichiarato			≥ 0,55	≥ 0,55	≥ 0,55	≥ 0,55
Impact resistance, as coefficient of restitution Resistenza all'impatto, espresso come coefficiente di restituzione	EN 101	-			6	6	8	8
Mohs hardness Durezza Mohs	ISO 10545-6	≤ 175 mm ³			≤ 150 mm ³ (7)	≤ 150 mm ³ (7)	≤ 150 mm ³	≤ 150 mm ³
Resistance to deep abrasion of unglazed tiles (removed volume) Resistenza all'abrasione profonda delle piastrelle non smaltate (volume materiale asportato)	ISO 10545-8	Declared value Valore dichiarato			≤ 7MK ⁻¹	≤ 7MK ⁻¹	≤ 7MK ⁻¹	≤ 7MK ⁻¹
Thermal shock resistance Resistenza agli sbalzi termici	ISO 10545-9	Pass according to EN ISO 10545-1 Test superato in accordo con ISO 10545-1			Resistant Resiste	Resistant Resiste	Resistant Resiste	Resistant Resiste
Moisture expansion (in mm/m) Dilatazione all'umidità (in mm/m)	ISO 10545-10	Declared value Valore dichiarato			≤ 0,01% (0,1mm/m)	≤ 0,01% (0,1mm/m)	≤ 0,01% (0,1mm/m)	≤ 0,01% (0,1mm/m)
Frost resistance Resistenza al gelo	ISO 10545-12	Pass according to EN ISO 10545-1 Test superato in accordo con ISO 10545-1			Resistant Resiste	Resistant Resiste	Resistant Resiste	Resistant Resiste
Bond strength/adhesion for improved cementitious adhesives Adesione a trazione con adesivi cementizi migliorati	EN 1348	Declared value Valore dichiarato			≥ 10 N/mm ² (Class C2 - EN 12004)	≥ 10 N/mm ² (Class C2 - EN 12004)	≥ 10 N/mm ² (Class C2 - EN 12004)	≥ 10 N/mm ² (Class C2 - EN 12004)
Reaction to fire Reazione al fuoco	-	Class A1 or A1 _e Classe A1 oppure A1 _e			A1 - A1 _e	A1 - A1 _e	A1 - A1 _e	A1 - A1 _e
Resistance to household chemicals and swimming pool salts Resistenza ai prodotti chimici di uso domestico e agli additivi per piscina	ISO 10545-13	Minimum Class B Classe minima B			A	A	A	A
Resistance to low concentrations of acids and alkalis Resistenza a basse concentrazioni di acidi e alcali		Declared Class Classe dichiarata			LA	LA	LA	LA
Resistance to high concentrations of acids and alkalis Resistenza ad alte concentrazioni di acidi e alcali		Declared Class Classe dichiarata			HA	HA	HA	HA
Resistance to staining, for unglazed tiles Resistenza alle macchie per piastrelle non smaltate	ISO 10545-14	Declared Class Classe dichiarata			5	5	5	5
Shod Ramp Test Metodo della rampa "calzato"	EN 16165 ANNEX B (EX DIN 51130)	Declared value Valore dichiarato			R10	R9	R11	R11
Barefoot Ramp Test Metodo della rampa a piedi nudi	EN 16165 ANNEX A (EX DIN 51097)	Declared value Valore dichiarato			A+B	A	A+B+C	A+B+C
Pendulum Friction Test Metodo del Pendolo	BS 7976	PTV ≥ 36 classifies the surface as "low slip risk"			≥ 36 Dry ≥ 36 Wet	(●)	≥ 36 Dry ≥ 36 Wet	≥ 36 Dry ≥ 36 Wet
	AS 4586	Declared Classification of the new pedestrian surface materials according to the Pendulum Test			Class P3	(●●)	Class P4	Class P4
Coefficient of friction (COF) Coefficiente di attrito	UNE-ENV 12633	Declared value Valore dichiarato			Class C2	(●●●)	Class C3	Class C3
		B.C.R.A. Rep. CEC/81	D. M. 236/89 del 14/06/89 μ > 0,40 per elemento scivolanone cuoio su pavimentazione asciutta μ > 0,40 per elemento scivolanone gomma dura su pavimentazione bagnata			> 0,40 Asciutto > 0,40 Bagnato	> 0,40 Asciutto > 0,40 Bagnato	> 0,40 Asciutto > 0,40 Bagnato
Dynamic coefficient of friction (DCOF) Coefficiente di attrito dinamico	ANSI A 326.3	-			wet DCOF ≥ 0,50	wet DCOF ≥ 0,42	wet DCOF ≥ 0,55	wet DCOF ≥ 0,55

*) The permissible deviation, in % or mm, of the average size for each tile (2 or 4 sides) from work size (WS). Deviazione ammissibile, in % oppure mm, della dimensione media di ogni piastrella (2 oppure 4 lati) dalla dimensione di fabbricazione (WS).
 **) The permissible deviation, in % or mm, of the average thickness for each tile from the work size thickness (WS). Deviazione ammissibile, in % oppure mm, dello spessore medio di ogni piastrella dallo spessore riportato nella dimensione di fabbricazione (WS).
 ***) The maximum permissible deviation from straightness, in % or mm, related to the corresponding work sizes (WS). Deviazione massima ammissibile di rettilineità, in % oppure mm, in rapporto alle dimensioni di fabbricazione (WS) corrispondenti.
 ****) The maximum permissible deviation from rectangularity, in % or mm, related to the corresponding work sizes (WS). Deviazione massima ammissibile di ortogonalità, in % oppure mm, in rapporto alle dimensioni di fabbricazione (WS) corrispondenti.
 c.c. The maximum permissible deviation from centre curvature, in % or mm, related to diagonal calculated from the work sizes (WS). Deviazione massima ammissibile della curvatura del centro, in % oppure mm, in rapporto alla diagonale calcolata secondo le dimensioni di fabbricazione (WS).
 e.c. The maximum permissible deviation from edge curvature, in % or mm, related to the corresponding work sizes (WS). Deviazione massima ammissibile della curvatura dello spigolo, in % oppure mm, in rapporto alle dimensioni di fabbricazione (WS) corrispondenti.
 w. The maximum permissible deviation from warpage, in % or mm, related to diagonal calculated from the work sizes (WS). Deviazione massima ammissibile dello sverglimento, in % oppure mm, in rapporto alla diagonale calcolata secondo le dimensioni di fabbricazione (WS).
 (1) Determination of slip resistance of pedestrian surfaces; it does not cover sports surfaces and road surfaces for vehicles (skid resistance). Determinazione della resistenza allo scivolamento delle superfici pedonabili; non si applica alle pavimentazioni sportive ed alle pavimentazioni stradali veicolari.
 (2) Anti-slip performance is guaranteed at the time of delivery of the product. Le prestazioni anti-slip vengono garantite al momento della consegna del prodotto.
 (3) However, tiles with a DCOF of 0,42 or greater are not necessarily suitable for all projects. The specifier shall determine tiles appropriate for specific project conditions, considering by way of example, but not in limitation, type of use, traffic, expected contaminants, expected maintenance, expected wear, and manufacturers guidelines and recommendations.
 (4) For further details, please refer to outdoor design general catalogue. Per maggiori informazioni riferirsi al catalogo generale Outdoor Design.
 (5) Only for products with 20 mm thickness. Solo per prodotti a 20mm di spessore.
 (6) Cobalt-Glazed porcelain Tiles.
 (7) PEI 3 (ISO 10545-7) Boost Natural Cobalt.
 (●) PTV ≥ 36 Wet on demand / su richiesta
 (●●) P3 on demand / su richiesta
 (●●●) C2 on demand / su richiesta

INDEX



OVERVIEW



IMAGE GALLERY



PRODUCT RANGE & TECHNICAL SPECS.



SENSITECH

RANGE SUMMARY

TECHNICAL FEATURES

BOOST WORLD




SUSTAINABILITY



THE BENEFITS OF CERAMIC TILES



BOOSTWORLD



Porcelain tiles



160x320 cm - 63"x126"	± 6 mm								
160x160 cm - 63"x63"	± 6 mm								
120x278 cm - 47 1/4"x109 1/2"	± 6 mm	Matte	Matte	Matte	Matte	Matte	Matte	Matte	Matte
120x240 cm - 47 1/4"x94 1/2"	± 9 mm								
120x120 cm - 47 1/4"x47 1/4"	± 6 mm								
	± 9 mm	Matte (S)	Matte (S)	Matte (S)	Matte (S)	Matte (S)	Matte (S)	Matte (S)	Matte (S)
75x150 cm - 29 1/2"x59"	± 9 mm								
60x120 cm - 23 5/8"x47 1/4"	± 9 mm	Matte (S)	Matte (S)	Matte (S)	Matte (S)	Matte (S)	Matte (S)	Matte (S)	Matte (S)
75x75 cm - 29 1/2"x29 1/2"	± 9 mm								
37,5x75 cm - 14 3/4"x29 1/2"	± 9 mm								
60x60 cm - 23 5/8"x23 5/8"	± 9 mm	Matte (S)	Matte (S)	Matte (S)	Matte (S)	Matte (S)	Matte (S)	Matte (S)	Matte (S)
30x60 cm - 11 3/4"x23 5/8"	± 9 mm	Matte (S)	Matte (S)	Matte (S)	Matte (S)	Matte (S)	Matte (S)	Matte (S)	Matte (S)

Outdoor and Wet Areas

120x120 cm - 47 1/4"x47 1/4"	± 9 mm	Grip	Grip	Grip	Grip	Grip			
60x120 cm - 23 5/8"x47 1/4"	± 9 mm	Grip	Grip	Grip	Grip	Grip			
30x60 cm - 11 3/4"x23 5/8"	± 9 mm								
120x240 cm - 47 1/4"x94 1/2"	± 20 mm								
120x120 cm - 47 1/4"x47 1/4"	± 20 mm	Outdoor	Outdoor	Outdoor					
60x120 cm - 23 5/8"x47 1/4"	± 20 mm								
90x90 cm - 35 3/8"x35 3/8"	± 20 mm								
60x60 cm - 23 5/8"x23 5/8"	± 20 mm	Outdoor	Outdoor	Outdoor					


Atlas Plan

162x324 cm - 63 3/4"x127 1/2"	± 12 mm			Hammered					
> Non rectified - non rettificato	± 20 mm								

Wall tiles



50x120 cm - 19 5/8"x47 1/4"	± 8,5 mm	Matte	Matte	Matte
50x120 cm - 19 5/8"x47 1/4" 3D Brushed	± 8,5 mm	Matte	Matte	Matte
50x120 cm - 19 5/8"x47 1/4" 3D Texture	± 8,5 mm	Matte	Matte	Matte
50x120 cm - 19 5/8"x47 1/4" 3D Wave	± 8,5 mm	Matte	Matte	Matte



Matte	Matte	Matte
Matte (S)	Matte (S)	Matte (S)
Matte (S)	Matte (S)	Matte (S)
Matte (S)	Matte (S)	Matte (S)
Matte (S)	Matte (S)	Matte (S)

Grip	Grip	Grip
Outdoor	Outdoor	Outdoor
Outdoor	Outdoor	Outdoor
Outdoor	Outdoor	Outdoor

Sensitech SAFE. SOFT. SMART.
page 116



Boost World: System of surfaces

Boost World is a project featuring concrete- and stone-effect surfaces. A system of porcelain tiles and coordinated wall tiles that's unique in terms of style and potential combinations that Atlas Concorde has designed to meet the needs of contemporary architecture and interior design.

Boost World è un progetto di superfici effetto cemento ed effetto pietra. Un sistema di pavimenti in gres porcellanato e rivestimenti coordinati unico per stile e potenzialità combinatorie, che Atlas Concorde ha pensato per rispondere alle esigenze dell'architettura e dell'interior design contemporanei.

Boost World est un projet de surfaces effet béton et pierre. Un système de sols en grès cérame et de revêtements muraux coordonnés unique en termes de style et de potentiel combinatoire, qu'Atlas Concorde a conçu pour répondre aux besoins de l'architecture et du design d'intérieur contemporains.

Boost World ist ein Projekt aus Belägen in Zement- und Steinoptik. Ein System aus Feinsteinzeug-Bodenbelägen und passend darauf abgestimmten Wandbelägen von einzigartigem Stil und großem Kombinationspotenzial, das Atlas Concorde eigens für die zeitgenössische Architektur und das Innendesign entwickelt hat.

Boost World es un proyecto de superficies con efecto cemento y piedra. Un sistema de pavimentos de gres porcelánico y revestimientos a juego únicos por su estilo y potencialidad de combinación que Atlas Concorde ha diseñado para satisfacer las necesidades de la arquitectura y el diseño de interiores contemporáneos.

Boost World – это подборка коллекций плитки под цемент и камень. Речь идет о комплексной системе с уникальным потенциалом сочетаний, включающей напольный керамогранит и настенную плитку, которую компания Atlas Concorde разработала, чтобы удовлетворить даже самые взыскательные требования современной архитектуры и дизайна.

INDEX



OVERVIEW



IMAGE GALLERY



PRODUCT RANGE & TECHNICAL SPECS.



BOOST WORLD



SUSTAINABILITY



THE BENEFITS OF CERAMIC TILES



Environmental sustainability



Our certifications:

Company Azienda



Product Prodotto



Product "Declarations" Dichiarazioni di prodotto



© Ceramiche Atlas Concorde



© Ceramiche Atlas Concorde

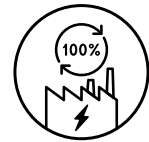


© Ceramiche Atlas Concorde



© Ceramiche Atlas Concorde

Energy efficiency



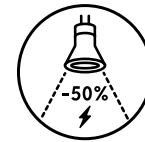
100% autonomous on energy



Hot air heat recovery from kilns and cooling water



40% savings on natural gas



100% LED lighting
50% ANNUAL SAVINGS in electricity consumption


Waste management



100% recycled scraps



99% of waste sent for recovery and 25% waste reduction in the last two years




100% recycled industrial water and 27% reduction in water consumption in the last two years

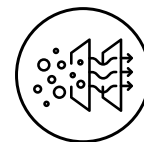
Environment and health first



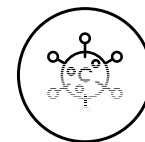
Cardboard and other packaging: 100% recycled material



MAV Automatic Vertical Warehouse: 60% CO2 reduction



Complete air filtration



Absence of carcinogenic substances in products

An ecological transition is among the company's industrial priorities. Our plants comply with the most stringent international regulations – fully automated and low-impact – as they are equipped with energy cogeneration systems. A constant commitment to the total reduction of waste and emissions completes the picture of a company oriented towards maximum environmental sustainability.

La transizione ecologica è tra le priorità industriali dell'azienda. I nostri impianti sono conformi alle più stringenti normative internazionali, completamente automatizzati e a basso impatto, in quanto dotati di sistemi di cogenerazione energetica. Il costante impegno per la totale riduzione degli sprechi e delle emissioni completano il quadro di un'azienda orientata alla massima sostenibilità ambientale.

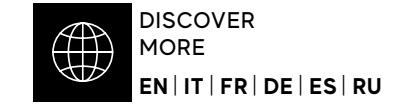
La transition écologique est une des priorités industrielles de l'entreprise. Nos installations sont conformes aux réglementations internationales les plus sévères, entièrement automatisées et à faible impact, car équipées de systèmes de cogénération énergétique. L'engagement constant pour la réduction totale du gaspillage et des émissions complète le tableau d'une entreprise engagée pour une meilleure durabilité environnementale.

Der ökologische Wandel gehört zu den Prioritäten der industriellen Strategie des Unternehmens. Unsere Anlagen entsprechen den strengsten internationalen Richtlinien; sie arbeiten vollautomatisch und umweltschonend, denn sie sind mit Kraft-Wärme-Kopplungssystemen ausgerüstet. Ein weiterer Aspekt dieses Unternehmens, das sich ganz der Erreichung maximaler ökologischer Nachhaltigkeit verschrieben hat, ist sein kontinuierliches Engagement für die völlige Eliminierung von Verschwendung und Emissionen.

La transición ecológica está entre las prioridades industriales de la empresa. Nuestras plantas cumplen las normas internacionales más estrictas, totalmente automatizadas y de bajo impacto, ya que están equipadas con sistemas de cogeneración energética. Los esfuerzos constantes por reducir completamente los residuos y las emisiones completan la imagen de una empresa centrada en la máxima sostenibilidad medioambiental.

Экологический переход – один из основных технологических приоритетов компании. Наши производственные процессы отвечают требованиям строжайших международных стандартов, автоматизированы, оказывают минимальное воздействие на окружающую среду, а кроме того, на заводе работает собственная когенерационная установка. А еще мы принимаем меры по сокращению отходов и выбросов, что является еще одним свидетельством ориентации на экологическую устойчивость.

Porcelain tiles: a safe choice



INDEX

OVERVIEW

IMAGE GALLERY

PRODUCT RANGE & TECHNICAL SPECS.

BOOST WORLD


SUSTAINABILITY

THE BENEFITS OF CERAMIC TILES

Eco-friendly material



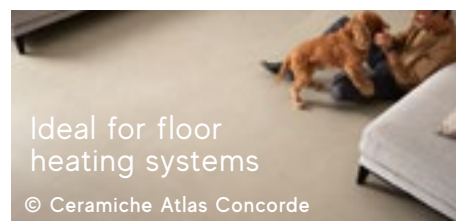
Energy efficient
© Ceramiche Atlas Concorde



Ecological
© Ceramiche Atlas Concorde



Recycling and re-use
© Ceramiche Atlas Concorde

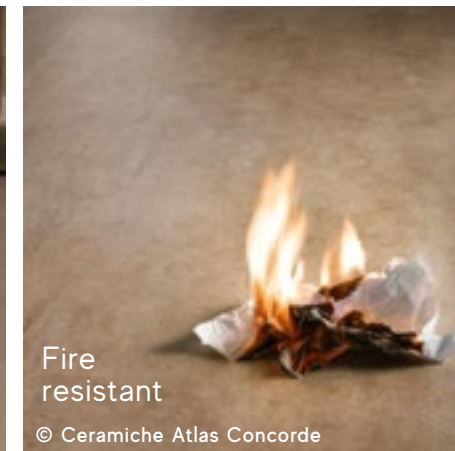


Ideal for floor heating systems
© Ceramiche Atlas Concorde

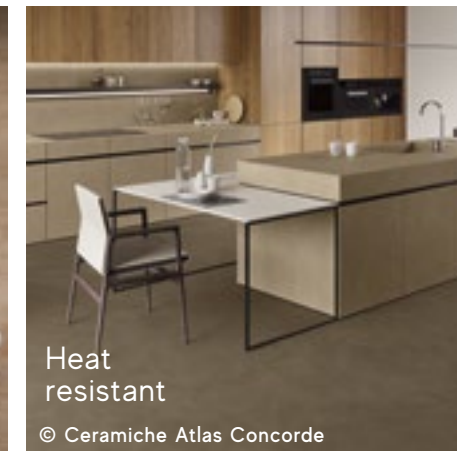
Safety



Non-slip
© Ceramiche Atlas Concorde



Fire resistant
© Ceramiche Atlas Concorde



Heat resistant
© Ceramiche Atlas Concorde

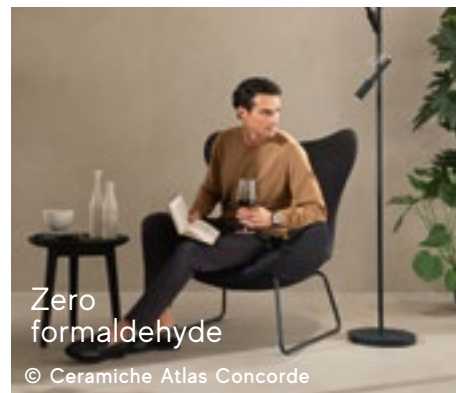
Health



Prevent bacterial growth
© Ceramiche Atlas Concorde



Zero PVC
© Ceramiche Atlas Concorde



Zero formaldehyde
© Ceramiche Atlas Concorde



Zero allergens
© Ceramiche Atlas Concorde



Zero VOCs
© Ceramiche Atlas Concorde

Resistance and duration



Easy to maintain
© Ceramiche Atlas Concorde



UV Resistant
© Ceramiche Atlas Concorde



Resistant to chemicals
© Ceramiche Atlas Concorde



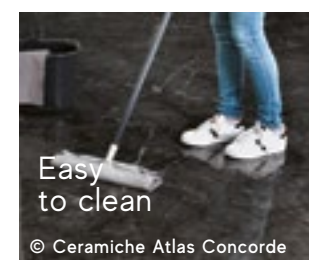
Resistant to thermal shock
© Ceramiche Atlas Concorde



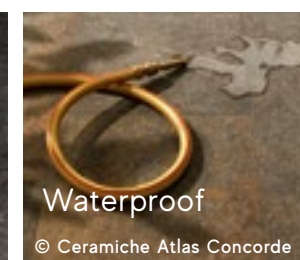
Stain resistant
© Ceramiche Atlas Concorde



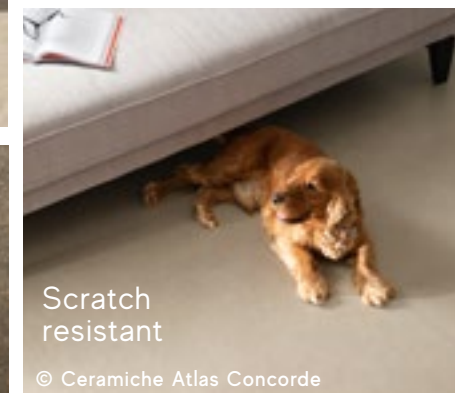
Resistant to acids
© Ceramiche Atlas Concorde



Easy to clean
© Ceramiche Atlas Concorde



Waterproof
© Ceramiche Atlas Concorde



Scratch resistant
© Ceramiche Atlas Concorde



Frost resistant
© Ceramiche Atlas Concorde



Ceramiche Atlas Concorde S.p.A.
Via Canaletto 141
41042 Spezzano di Fiorano (MO) - Italia

Atlas Concorde USA, Inc.
117 Seaboard Lane - Suite F170
Franklin, TN 37067 - USA

Atlas Concorde Russia
Business centre "Meliora Place"
Prospekt Mira 6
129090 Moscow - Russia

atlasconcorde.com

Copyright 2022 by Ceramiche Atlas Concorde S.p.A.
(Spezzano di Fiorano, MO - Italy)
August 2022