

Cute







LUX
URY
BOU
TIQUE

pag. 8



pag. 12 BATH
ROOM



KIT
CHEN

pag. 16

pag. 20

GYM



CON TEMPORARY IN+OUT DOOR

pag. 22



pag. 26

RESI DENCE



DATI
TECHNICAL
TECNICI
DATA

pag. 30



Cute

La perfection de la nature,
l'harmonie des contrastes



ROVERE CHIARO RETT / 25X150 - 10"X60"

PAG. 3: AVORIO RETT / 25X150 - 10"X60"

Die Perfektion der Natur,
Die Harmonie der Kontraste

La perfección de la naturaleza,
la armonía de los contrastes

LA
THE PERFECTION
PERFEZIONE
OF NATURE
DELLA NATURA,
THE HARMONY
L'ARMONIA
OF THE CONTRASTS
DEI CONTRASTI

СОВЕРШЕНСТВО ПРИРОДЫ,
ГАРМОНИЯ КОНТРАСТОВ

LUXURY BOU TIQUE



20X120

ROVERE
CHIARO





ROVERE CHIARO RETT / 20X120 - 8"X48"

MUN DARK RETT / 59,5X119,2 - 23,4"X47"

MUN GREY RETT / 59,5X119,2 - 23,4"X47"







BA- TH RO- OM



AVORIO RETT / 20X120 - 8"X48"

AVORIO RETT / 30X120 - 12"X48"

Cute

AVORIO RETT / 20X120 - 8"X48" AVORIO RETT / 30X120 - 12"X48"





AVORIO RETT / 20X120 - 8"X48" AVORIO RETT / 30X120 - 12"X48"

Cute

CENERE RETT / 25X150 - 10"X60"
MUN DARK RETT / 59,5X119,2 - 23,4"X47"
MUN GREY RETT / 59,5X119,2 - 23,4"X47"

CENERE OUT RETT 20 MM / 40X120 - 16"X48"

KIT- CHEN





Cute





CENERE OUT RETT 20 MM / 40X120 - 16"X48"

Cute

GYM



GREIGE BLU RETT / 25X150 - 10"X60"
DISTRICT GREY RETT / 90X90 - 35,4"X35,4"




GREIGE BLU RETT / 25X150 - 10"X60"



DISTRICT GREY RETT / 90X90 - 35,4"X35,4"
DISTRICT GREY RETT / 45X90 - 17,5"X35,4"

CON TEMPO- RARY

INDOOR + OUT DOOR





AVORIO RETT / 20X120 - 8"X48"

AVORIO OUT RETT 20 MM / 40X120 - 16"X48"

Cute

40X
120
CENERE

CENERE OUT RETT 20 MM / 40X120 - 16"X48"





Cute



RE
SI
DEN-
CE

NOCE NATURALE RETT / 30X120 - 12"X48"



NOCE NATURALE RETT / 30X120 - 12"X48"
NOCE NATURALE RETT / 20X120 - 8"X48"





DATI
TECHNICAL
TECNICI
DATA

**PORCELLANATO
IMPASTO COLORATO**

COLOURED BODY
PORCELAIN STONEWARE

DURCHGEFÄRBTES
FEINSTEINZEUG

КЕРАМОГРАНИТ,
ОКРАШЕННЫЙ В МАССЕ

DIGITAL TECHNOLOGY

GRÈS CÉRAME COLORÉ
DANS LA MASSE

PORCELÁNICO DE PASTA
DE COLOR

COLORI

COLOURS - COULEURS - FARBEN - COLORES - ЦВЕТА

FINITURE/FINISHES

РЕТТ



AVORIO



ROVERE CHIARO



CENERE



GREIGE BLUE



NOCE NATURALE

CUTE
AVORIO

SVILUPPO GRAFICO / GRAPHIC DEVELOPMENT



CUTE

SVILUPPO GRAFICO / GRAPHIC DEVELOPMENT

ROVERE CHIARO



CUTE
CENERE

SVILUPPO GRAFICO / GRAPHIC DEVELOPMENT



CUTE

GREIGE BLUE

SVILUPPO GRAFICO / GRAPHIC DEVELOPMENT



CUTE

SVILUPPO GRAFICO / GRAPHIC DEVELOPMENT

NOCE NATURALE



**PORCELLANATO
IMPASTO COLORATO**

COLOURED BODY
PORCELAIN STONEWARE

DURCHGEFÄRBTES
FEINSTEINZEUG

КЕРАМОГРАНИТ,
ОКРАШЕННЫЙ В МАССЕ

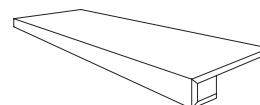
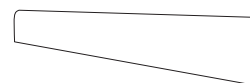
DIGITAL TECHNOLOGY

GRÈS CÉRAME COLORÉ
DANS LA MASSE

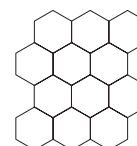
PORCELÁNICO DE PASTA
DE COLOR

FORMATI

SIZES - FORMATS - FORMATE - FORMATOS - ФОРМАТЫ



DECORATIVE PIECES AND SPECIAL TRIMS



20X120 8"X48"	DUE1210	CUTE AVORIO	20X120
	DUE1220	CUTE ROVERE CHIARO	20X120
	DUE1240	CUTE CENERE	20X120
	DUE1243	CUTE GREIGE BLUE	20X120
	DUE1250	CUTE NOCE NATURALE	20X120
30X120 12"X48"	DUE3010	CUTE AVORIO	30X120
	DUE3020	CUTE ROVERE CHIARO	30X120
	DUE3040	CUTE CENERE	30X120
	DUE3043	CUTE GREIGE BLUE	30X120
	DUE3050	CUTE NOCE NATURALE	30X120
25X150 10"X60"	DUE21510	CUTE AVORIO	25X150
	DUE21520	CUTE ROVERE CHIARO	25X150
	DUE21540	CUTE CENERE	25X150
	DUE21543	CUTE GREIGE BLUE	25X150
	DUE21550	CUTE NOCE NATURALE	25X150
ESAGONA MIX 35X37,5 13,8"X14,8"	DUEME10	CUTE AVORIO ESAGONA MIX (T 12)	35X37,5
	DUEME20	CUTE ROVERE CHIARO ESAGONA MIX (T 12)	35X37,5
	DUEME40	CUTE CENERE ESAGONA MIX (T 12)	35X37,5
	DUEME43	CUTE GREIGE BLUE ESAGONA MIX (T 12)	35X37,5
	DUEME50	CUTE NOCE NATURALE ESAGONA MIX (T 12)	35X37,5
BATTISCOPA 9X120 3,5"X48"	DUEB10	CUTE AVORIO BATTISCOPA	9X120
	DUEB20	CUTE ROVERE CHIARO BATTISCOPA	9X120
	DUEB40	CUTE CENERE BATTISCOPA	9X120
	DUEB43	CUTE GREIGE BLUE BATTISCOPA	9X120
	DUEB50	CUTE NOCE NATURALE BATTISCOPA	9X120
SCALINO C. RETTA 30X120 12"X48"	DUES10	CUTE AVORIO SCALINO COSTA RETTA	30X120
	DUES20	CUTE ROVERE CHIARO SCALINO COSTA RETTA	30X120
	DUES40	CUTE CENERE SCALINO COSTA RETTA	30X120
	DUES43	CUTE GREIGE BLUE SCALINO COSTA RETTA	30X120
	DUES50	CUTE NOCE NATURALE SCALINO COSTA RETTA	30X120

**PORCELLANATO
IMPASTO COLORATO**

COLOURED BODY
PORCELAIN STONEWARE

DURCHGEFÄRBTES
FEINSTEINZEUG

КЕРАМОГРАНИТ,
ОКРАШЕННЫЙ В МАССЕ

DIGITAL TECHNOLOGY

GRÈS CÉRAME COLORÉ
DANS LA MASSE

PORCELÁNICO DE PASTA
DE COLOR

VERSIONE OUT DRY

20X120 8"X48"

DUE1220E	CUTE ROVERE CHIARO OUT DRY	20X120
DUE1240E	CUTE CENERE OUT DRY	20X120
DUE1250E	CUTE NOCE NATURALE OUT DRY	20X120

SCALINO C. RETTA
20X120 8"X48"

DUES20E	CUTE ROVERE CHIARO OUT DRY SCALINO C.RETTA	20X120
DUES40E	CUTE CENERE OUT DRY SCALINO C.RETTA	20X120
DUES50E	CUTE NOCE NATURALE OUT DRY SCALINO C.RETTA	20X120

VERSIONE OUT 20 MM

40X120 16"X48"

DUE4010OR	CUTE AVORIO OUT 20 MM	40X120
DUE4020OR	CUTE ROVERE CHIARO OUT 20 MM	40X120
DUE4040OR	CUTE CENERE OUT 20 MM	40X120

**PORCELLANATO
IMPASTO COLORATO**

COLOURED BODY
PORCELAIN STONEWARE

DURCHGEFÄRBTES
FEINSTEINZEUG

КЕРАМОГРАНИТ,
ОКРАШЕННЫЙ В МАССЕ

DIGITAL TECHNOLOGY

GRÈS CÉRAME COLORÉ
DANS LA MASSE

PORCELÁNICO DE PASTA
DE COLOR



IN/10 MM















OUT/10 MM



OUT/20 MM

IMBALLI / PACKING / EMBALLAGE / VERPACKUNG

FORMATO SIZE FORMAT FORMAT	PZ./SCATOLA PIECES/BOX PIECES/BOÎTE STÜCK/KARTON	MQ./SCATOLA SQM/BOX M ² /BOÎTE QM/KARTON	KG./SCATOLA KG/BOX KG/BOÎTE KG/KARTON	SC./PALLET BOXES/PALLET BOÎTES/PALETTE KARTONS/PALETTE	MQ./PALLET SQM/PALLET M ² /PALLETTE QM/PALLETTE	KG./PALLET KG/PALLET KG/PALLETTE KG/PALLETTE	SPESSORE THICKNESS ÉPAISSEURS STÄRKE
20X120 8°X48°	6	1,410	30,50	45	63,45	1.393	10 MM
30X120 12°X48°	4	1,410	30,50	36	50,76	1.118	10 MM
25X150 10°X60°	3	1,125	25,60	36	40,50	942	10 MM
35X37,5 13,8°X14,8° ESAGONA MIX	4	-	-	-	-	-	-
9X120 3,5°X48° BATTISCOPIA	6	-	-	-	-	-	-
30X120 12°X48° SCALINO C. RETTA	2	-	-	-	-	-	-
20X120 8°X48° OUT DRY	6	1,410	32,80	36	50,76	1.201	10 MM
20X120 8°X48° SCALINO C. RETTA OUT DRY	2	-	-	-	-	-	-
40X120 16°X48° OUT 20 MM	2	0,944	46,00	32	30,21	1.492	20 MM

Dati tecnici secondo norme: Technical data conform to: Caractéristiques techniques d'après normes: Technische Daten nach den Normen: EN 14411 Bia GL			CUTE	CUTE OUT DRY	CUTE OUT 20 mm
	Caratteristiche Tecniche Technical Data Caractéristiques Techniques Technische Daten	Norme Norms Normes Norm	Valori Value Valeur Wert	Valori Value Valeur Wert	Valori Value Valeur Wert
	Assorbimento d'acqua Water absorption Absorption d'eau Wasseraufnahme	ISO 10545 - 3	≤ 0,5%	≤ 0,5%	≤ 0,5%
	Resistenza alla flessione Breaking modulus Résistance à la flexion Biegefestigkeit	ISO 10545 - 4	40÷55 N/mm ²	40÷55 N/mm ²	40÷55 N/mm ²
	Resistenza all'abrasione Abrasion resistance Résistance à l'abrasion Abrasionswiderstandigkeit	ISO 10545 - 7	PEI IV	PEI IV	PEI IV
	Scivolosità Coefficient of friction Degré de glissement Rutschhemmung	ANSI A137-1	> 0,42	> 0,42	> 0,42
	Resistenza al gelo Resistance to frost Résistance au gel Frostbeständigkeit	ISO 10545 - 12	NON GELIVE FROST PROOF INGELIF FROSTSICHER	NON GELIVE FROST PROOF INGELIF FROSTSICHER	NON GELIVE FROST PROOF INGELIF FROSTSICHER
	Resistenza all'attacco acido e basico Glaze resistance to acid and alkaline attack Résistance aux acides et aux bases Säure-und laugenfestigkeit	ISO 10545 - 13	RESISTE RESISTS RESISTE BESTÄNDIG	RESISTE RESISTS RESISTE BESTÄNDIG	RESISTE RESISTS RESISTE BESTÄNDIG
	Resistenza alle macchie Stain resistance Résistance aux taches Fleckenfestigkeit	ISO 10545 - 14	TOTALE COMPLETE TOTALE ABSOLUT	TOTALE COMPLETE TOTALE ABSOLUT	TOTALE COMPLETE TOTALE ABSOLUT
	Durezza Mohs Mohs hardness Dureté Mohs Haerte Mohs	EN101	9	9	9
	Scivolosità Slipperiness Degré de glissement Rutschhemmung	DIN 51130	R10	R11	R11
	Resistenza allo scivolamento Slip resistance Résistance au glissement Rutschhemmung	DIN 51097	B	C	C
	Scivolamento B.C.R.A. Slipperiness B.C.R.A. Degré de glissement B.C.R.A. Rutschhemmung B.C.R.A.	TORTUS	WET > 0,65 DRY > 0,60	WET > 0,87 DRY > 0,75	WET > 0,78 DRY > 0,72
	Stonizzazione Shading Denuçage Spielfarbig	-	V2	V2	V2

I valori indicati nella tabella si riferiscono alle prove eseguite sul colore AVORIO.

The values in the table refer to the tests performed on color AVORIO.

Les valeurs indiquées dans le tableau se réfèrent aux essais exécutés sur le couleur AVORIO.

Die in der Tabelle angegebenen Werte beziehen sich auf die Tests die auf dem Farbe AVORIO ausgeführt wurden.

Los valores indicados en la tabla se refieren a las pruebas realizadas sobre el color AVORIO.

Указанные в таблице значения относятся к испытаниям, проведенным на бежевом оттенке AVORIO.

A Brand of:  VICTORIA PLC

Cute



SEDE LEGALE E OPERATIVA:

41014 Solignano di Castelvetro (MO) Italy
Via Croce, 80

PH. +39 059 77 84 11
FAX +39 059 77 84 44/43

info@domceramiche.it
domceramiche.it

A Brand of:  VICTORIA PLC