



GRAPH



GRAPH

Il termine Graph indica una carta millimetrata che reca stampato un reticolo di linee distanziate l'una dall'altra usata per disegni di precisione. La collezione di piastrelle rettificate in grès smaltato Vogue Graph sintetizza nel suo nome l'obiettivo di poter diventare per il progettista e l'utente finale uno strumento di disegno su superfici verticali e orizzontali. I tre formati disponibili e le 29 varianti colore delle serie Neutral e Color abbinabili a stucchi colorati declinano Graph in innumerevoli combinazioni a seconda degli ambienti in cui viene utilizzato: le sue caratteristiche di superficie antiscivolo R10, ma di facile pulizia, lo rendono inoltre adatto sia agli ambienti residenziali che extra residenziali quali uffici, ristoranti, scuole, ospedali e impianti sportivi. Attraverso i micro pattern e i contrasti di colore Graph é in grado di caratterizzare lo spazio e allo stesso tempo il suo segno discreto ne permette facilmente l'abbinamento con altri materiali e il dialogo con gli elementi d'arredo: il corretto disegno di un ambiente presuppone materiali in grado di "parlare", ma anche di "ascoltare", come da sempre nella tradizione del marchio Ceramica Vogue.

Graph or millimetre paper is printed with fine lines making up a regular grid used for precision drawings. The collection of rectified glazed stoneware tiles named Vogue Graph reflects, in its very name, the aim of being adopted by designers and end users as a drawing tool for vertical and horizontal surfaces. The three available sizes and the 29 colours of the Neutral and Color series can be matched with coloured grouts to create countless combinations suiting every environment in which Graph is to be used. Its easy-to-clean, R10 non-slip surface is suitable for residential and non-residential applications, such as offices, restaurants, schools, hospitals and sports facilities. With its micro patterns and colour contrasts, Graph makes its mark on any room. At the same time, its discreet design makes it easy to pair with other materials and furnishings. Because any interior design should encompass materials that "speak" and "listen" to one another, in true Ceramica Vogue style.



Pavimento/Floor:
GP 006 50x50x1 cm

Rivestimento/Wall:
GP 019 25x25x1 cm

Giunto/Joint
MAPEI 145 Terra di Siena



Pavimento/Floor:
GP 006 50x50x1 cm

Rivestimento/Wall:
GP 019 25x25x1 cm

Giunto/Joint
MAPEI 145 Terra di Siena





Pavimento/Floor:
GP 016 50x50x1 cm


Rivestimento/Wall:
GP 029 25x25x1 cm

Giunto/Joint
MAPEI 145 Terra di Siena



Rivestimento/Wall:
GP 029 25x25x1 cm

Giunto/Joint
MAPEI 145 Terra di Siena





Pavimento/Floor:
GP 002 25x25x1 cm
GP 014 50x50x1 cm

Rivestimento/Wall:
GP 002 10x25x1 cm
GP 014 50x50x1 cm

Giunto/Joint
MAPEI 145 Terra di Siena



Pavimento/Floor:
GP 002 25x25x1 cm - GP 014 50x50x1 cm

Rivestimento/Wall:
GP 002 10x25x1 cm - GP 014 50x50x1 cm

Giunto/Joint
MAPEI 145 Terra di Siena




Rivestimento/Wall:
GP 003 10x25x1 cm
GP 018 50x50x1 cm

Giunto/Joint
MAPEI 149 Volcano Sand

Rivestimento/Wall:
GP 003 10x25x1 cm

Giunto/Joint
MAPEI 149 Volcano Sand





Pavimento/Floor:
GP 021 50x50x1 cm

Rivestimento/Wall:
GP 023 10x25x1 cm

Giunto/Joint
MAPEI 174 Tornado



Pavimento/Floor:
GP 021 50x50x1 cm

Rivestimento/Wall:
GP 023 10x25x1 cm

Giunto/Joint
MAPEI 174 Tornado






Rivestimento/Wall:
GP 022 10x25x1 cm
GP 024 25x25x1 cm

Giunto/Joint
MAPEI 141 Caramel

Rivestimento/Wall:
GP 022 10x25x1 cm

Giunto/Joint
MAPEI 141 Caramel





Rivestimento/Wall:
GP 029 50x50x1 cm
GP 029 25x25x1 cm
GP 029 10x25x1 cm

Giunto/Joint
MAPEI 143 Terracotta

Rivestimento/Wall:
GP 029 50x50x1 cm
GP 029 25x25x1 cm

Giunto/Joint
MAPEI 143 Terracotta







Pavimento/Floor:
GP 028 50x50x1 cm

Rivestimento/Wall:
GP 001 10x25x1 cm


Giunto/Joint
MAPEI 150 Yellow




50x50x1 cm
20"x20"x²⁵/₆₄"



25x25x1 cm
10"x10"x²⁵/₆₄"



10x25x1 cm
4"x10"x²⁵/₆₄"



colori
GP 001 - GP 0014

GRAPH

NEUTRAL

R10 / DCOF > 0,42


coloured body

GRAPH

NEUTRAL

R10 / DCOF>0,42

COLORI - COLORS




GP 001

PEI IV

50x50x1 cm - 20"x20"x²⁵/₆₄"
25x25x1 cm - 10"x10"x²⁵/₆₄"
10x25x1 cm - 4"x10"x²⁵/₆₄"

Rettificato - Rectified



GP 002

PEI IV

50x50x1 cm - 20"x20"x²⁵/₆₄"
25x25x1 cm - 10"x10"x²⁵/₆₄"
10x25x1 cm - 4"x10"x²⁵/₆₄"

Rettificato - Rectified

GIUNTI - JOINTS SUGGESTION

LATICRETE 90 Light Pewter

MAPEI 150 Yellow

LATICRETE 50 Sea Glass

MAPEI 112 Medium Grey

MAPEI 150 Yellow


LATICRETE 50 Sea Glass

TEXTURE IN SCALA 1:1 - TEXTURE ARE FULL SCALE

GRAPH

NEUTRAL
R10 / DCOF>0,42

COLORI - COLORS



GP 003 PEI IV

50x50x1 cm - 20"x20"x²⁵/₆₄"
25x25x1 cm - 10"x10"x²⁵/₆₄"
10x25x1 cm - 4"x10"x²⁵/₆₄"


Rettificato - Rectified



GP 004 PEI IV

50x50x1 cm - 20"x20"x²⁵/₆₄"
25x25x1 cm - 10"x10"x²⁵/₆₄"
10x25x1 cm - 4"x10"x²⁵/₆₄"


Rettificato - Rectified



GP 005 PEI IV

50x50x1 cm - 20"x20"x²⁵/₆₄"
25x25x1 cm - 10"x10"x²⁵/₆₄"
10x25x1 cm - 4"x10"x²⁵/₆₄"

Rettificato - Rectified



GP 006 PEI III

50x50x1 cm - 20"x20"x²⁵/₆₄"
25x25x1 cm - 10"x10"x²⁵/₆₄"
10x25x1 cm - 4"x10"x²⁵/₆₄"

Rettificato - Rectified


GIUNTI - JOINTS SUGGESTION




MAPEI 100 Withe



MAPEI 139 Pink Powder



MAPEI 170 Crocus Blue




MAPEI 111 Silver Grey



MAPEI 150 Yellow



LATICRETE 50 Sea Glass



MAPEI 110 Manhattan 2000



MAPEI 150 Yellow



LATICRETE 50 Sea Glass



MAPEI 114 Anthracite



MAPEI 150 Yellow



LATICRETE 50 Sea Glass

TEXTURE IN SCALA 1:1 - TEXTURE ARE FULL SCALE

GRAPH

NEUTRAL

R10 / DCOF>0,42

COLORI - COLORS



GP 007

PEI II

50x50x1 cm - 20"x20"x²⁵/₆₄"
25x25x1 cm - 10"x10"x²⁵/₆₄"
10x25x1 cm - 4"x10"x²⁵/₆₄"

Rettificato - Rectified



GP 008

PEI IV

50x50x1 cm - 20"x20"x²⁵/₆₄"
25x25x1 cm - 10"x10"x²⁵/₆₄"
10x25x1 cm - 4"x10"x²⁵/₆₄"

Rettificato - Rectified




GP 009

PEI IV

50x50x1 cm - 20"x20"x²⁵/₆₄"
25x25x1 cm - 10"x10"x²⁵/₆₄"
10x25x1 cm - 4"x10"x²⁵/₆₄"

Rettificato - Rectified




GP 010

PEI IV

50x50x1 cm - 20"x20"x²⁵/₆₄"
25x25x1 cm - 10"x10"x²⁵/₆₄"
10x25x1 cm - 4"x10"x²⁵/₆₄"

Rettificato - Rectified

GIUNTI - JOINTS SUGGESTION




LATICRETE 22 Midnight Black



MAPEI 141 Caramel



MAPEI 145 Terra di Siena



LATICRETE 16 Siltstone



MAPEI 141 Caramel



MAPEI 145 Terra di Siena



MAPEI 133 Sand



MAPEI 141 Caramel



MAPEI 145 Terra di Siena



MAPEI 134 Silk



MAPEI 141 Caramel




MAPEI 145 Terra di Siena

TEXTURE IN SCALA 1:1 - TEXTURE ARE FULL SCALE

GRAPH

NEUTRAL
R10 / DCOF>0,42


COLORI - COLORS



GP 011 PEI III

50x50x1 cm - 20"x20"x²⁵/₆₄"
25x25x1 cm - 10"x10"x²⁵/₆₄"
10x25x1 cm - 4"x10"x²⁵/₆₄"


Rettificato - Rectified



GP 012 PEI III

50x50x1 cm - 20"x20"x²⁵/₆₄"
25x25x1 cm - 10"x10"x²⁵/₆₄"
10x25x1 cm - 4"x10"x²⁵/₆₄"


Rettificato - Rectified



GP 013 PEI IV

50x50x1 cm - 20"x20"x²⁵/₆₄"
25x25x1 cm - 10"x10"x²⁵/₆₄"
10x25x1 cm - 4"x10"x²⁵/₆₄"

Rettificato - Rectified



GP 014 PEI IV


50x50x1 cm - 20"x20"x²⁵/₆₄"
25x25x1 cm - 10"x10"x²⁵/₆₄"
10x25x1 cm - 4"x10"x²⁵/₆₄"

Rettificato - Rectified

GIUNTI - JOINTS SUGGESTION




MAPEI 144 Chocolate




MAPEI 139 Pink Powder



MAPEI 170 Crocus Blue




MAPEI 149 Volcano Sand




MAPEI 139 Pink Powder




MAPEI 170 Crocus Blue



MAPEI 130 Jasmine



MAPEI 139 Pink Powder




MAPEI 170 Crocus Blue



MAPEI 132 Beige 2000




MAPEI 141 Caramel




MAPEI 145 Terra di Siena

TEXTURE IN SCALA 1:1 - TEXTURE ARE FULL SCALE


50x50x1 cm
20"x20" x²⁵/₆₄"



25x25x1 cm
10"x10" x²⁵/₆₄"



10x25x1 cm
4"x10" x²⁵/₆₄"



colori
GP 015 - GP 029

GRAPH

COLOR

R10 / DCOF > 0,42

GRAPH

COLOR

COLORI - COLORS



GP 015

PEI III

50x50x1 cm - 20"x20"x $\frac{25}{64}$ "
25x25x1 cm - 10"x10"x $\frac{25}{64}$ "
10x25x1 cm - 4"x10"x $\frac{25}{64}$ "

Rettificato - Rectified


GIUNTI - JOINTS SUGGESTION



MAPEI 143 Terracotta



MAPEI 145 Terra di Siena



MAPEI 139 Pink Powder


TEXTURE IN SCALA 1:1 - TEXTURE ARE FULL SCALE

GRAPH

COLOR

R10 / DCOF>0,42

COLORI - COLORS



GP 016

PEI III

50x50x1 cm - 20"x20"x²⁵/₆₄"
25x25x1 cm - 10"x10"x²⁵/₆₄"
10x25x1 cm - 4"x10"x²⁵/₆₄"

Rettificato - Rectified




GP 017

PEI II

50x50x1 cm - 20"x20"x²⁵/₆₄"
25x25x1 cm - 10"x10"x²⁵/₆₄"
10x25x1 cm - 4"x10"x²⁵/₆₄"

Rettificato - Rectified




GP 018

PEI III

50x50x1 cm - 20"x20"x²⁵/₆₄"
25x25x1 cm - 10"x10"x²⁵/₆₄"
10x25x1 cm - 4"x10"x²⁵/₆₄"

Rettificato - Rectified



GP 019

PEI IV


50x50x1 cm - 20"x20"x²⁵/₆₄"
25x25x1 cm - 10"x10"x²⁵/₆₄"
10x25x1 cm - 4"x10"x²⁵/₆₄"

Rettificato - Rectified


GIUNTI - JOINTS SUGGESTION



MAPEI 143 Terracotta



MAPEI 145 Terra di Siena




MAPEI 139 Pink Powder



MAPEI 149 Volcano Sand




LATICRETE 46 Quarry Red




MAPEI 172 Space Blue



MAPEI 112 Medium Grey




MAPEI 172 Space Blue




MAPEI 139 Pink Powder



MAPEI 132 Beige 2000



MAPEI 139 Pink Powder



MAPEI 170 Crocus Blue

TEXTURE IN SCALA 1:1 - TEXTURE ARE FULL SCALE

GRAPH

COLOR

COLORI - COLORS



GP 020

PEI III


50x50x1 cm - 20"x20"x $\frac{25}{64}$ "
25x25x1 cm - 10"x10"x $\frac{25}{64}$ "
10x25x1 cm - 4"x10"x $\frac{25}{64}$ "

Rettificato - Rectified

GIUNTI - JOINTS SUGGESTION



MAPEI 174 Tornado



MAPEI 139 Pink Powder



MAPEI 162 Violet


TEXTURE IN SCALA 1:1 - TEXTURE ARE FULL SCALE

GRAPH

COLOR

R10 / DCOF>0,42

COLORI - COLORS




GP 021

PEI III

50x50x1 cm - 20"x20"x²⁵/₆₄"
 25x25x1 cm - 10"x10"x²⁵/₆₄"
 10x25x1 cm - 4"x10"x²⁵/₆₄"

Rettificato - Rectified




GP 022

PEI III

50x50x1 cm - 20"x20"x²⁵/₆₄"
 25x25x1 cm - 10"x10"x²⁵/₆₄"
 10x25x1 cm - 4"x10"x²⁵/₆₄"

Rettificato - Rectified




GP 023

PEI IV

50x50x1 cm - 20"x20"x²⁵/₆₄"
 25x25x1 cm - 10"x10"x²⁵/₆₄"
 10x25x1 cm - 4"x10"x²⁵/₆₄"

Rettificato - Rectified



GP 024

PEI III


50x50x1 cm - 20"x20"x²⁵/₆₄"
 25x25x1 cm - 10"x10"x²⁵/₆₄"
 10x25x1 cm - 4"x10"x²⁵/₆₄"

Rettificato - Rectified

GIUNTI - JOINTS SUGGESTION



MAPEI 174 Tornado




MAPEI 139 Pink Powder




MAPEI 171 Turquoise



MAPEI 136 Mud




MAPEI 150 Yellow




LATICRETE 53 Twilight Blue




MAPEI 113 Cement Grey




LATICRETE 50 Sea Glass




MAPEI 139 Pink Powder



MAPEI 110 Manhattan 2000



LATICRETE 50 Sea Glass




MAPEI 139 Pink Powder

TEXTURE IN SCALA 1:1 - TEXTURE ARE FULL SCALE

GRAPH

COLOR

COLORI - COLORS



GP 025

PEI III

50x50x1 cm - 20"x20"x $\frac{25}{64}$ "
25x25x1 cm - 10"x10"x $\frac{25}{64}$ "
10x25x1 cm - 4"x10"x $\frac{25}{64}$ "

Rettificato - Rectified

GIUNTI - JOINTS SUGGESTION

LATICRETE 53 Twilight Blue

MAPEI 139 Pink Powder

MAPEI 143 Terracotta


TEXTURE IN SCALA 1:1 - TEXTURE ARE FULL SCALE

GRAPH

COLOR

R10 / DCOF>0,42

COLORI - COLORS




GP 026

PEI II

50x50x1 cm - 20"x20"x²⁵/₆₄"
25x25x1 cm - 10"x10"x²⁵/₆₄"
10x25x1 cm - 4"x10"x²⁵/₆₄"

Rettificato - Rectified




GP 027

PEI II

50x50x1 cm - 20"x20"x²⁵/₆₄"
25x25x1 cm - 10"x10"x²⁵/₆₄"
10x25x1 cm - 4"x10"x²⁵/₆₄"

Rettificato - Rectified




GP 028

PEI III

50x50x1 cm - 20"x20"x²⁵/₆₄"
25x25x1 cm - 10"x10"x²⁵/₆₄"
10x25x1 cm - 4"x10"x²⁵/₆₄"

Rettificato - Rectified



GP 029

PEI IV


50x50x1 cm - 20"x20"x²⁵/₆₄"
25x25x1 cm - 10"x10"x²⁵/₆₄"
10x25x1 cm - 4"x10"x²⁵/₆₄"

Rettificato - Rectified

GIUNTI - JOINTS SUGGESTION



LATICRETE 53 Twilight Blue




MAPEI 139 Pink Powder




MAPEI 143 Terracotta



MAPEI 174 Tornado




MAPEI 172 Space Blue




MAPEI 139 Pink Powder




MAPEI 112 Medium Grey




MAPEI 139 Pink Powder




LATICRETE 50 Sea Glass



MAPEI 170 Crocus Blue



MAPEI 139 Pink Powder




MAPEI 150 Yellow

TEXTURE IN SCALA 1:1 - TEXTURE ARE FULL SCALE









































ACCOSTAMENTI CROMATICI

SUGGESTION FOR TILE COMBINATION



ACCOSTAMENTI CROMATICI

SUGGESTION FOR TILE COMBINATION

							
GP 023	GP 021	GP 020	GP 009	GP 027	GP 025	GP 029	GP 004
							
GP 021	GP 024	GP 011	GP 009	GP 025	GP 029	GP 006	GP 003
							
GP 020	GP 023	GP 029	GP 008	GP 025	GP 026	GP 007	GP 004
							
GP 021	GP 024	GP 017	GP 010	GP 027	GP 025	GP 019	GP 008
							
GP 020	GP 006	GP 018	GP 008	GP 027	GP 012	GP 017	GP 009

SCHEDE TECNICHE

TECHNICAL CHARTS

Voci di capitolato / Tender specifications

Piastrelle di ceramica pressate a secco con basso assorbimento di acqua ($0,5\% < E_b \leq 3\%$) Gruppo B1b - M - GL EN 14411:2012 appendice H.
Glazed ceramic tiles, dry pressed with low water absorption ($0,5\% < E_b \leq 3\%$) Group B1b - M - GL EN 14411:2012 H appendix.

Dimensioni e qualità della superficie / Dimensions and surface quality

formato nominale nominal shape	dimensione di fabbricazione actual size	metodo di prova test methods	requisiti requirements	risultati Vogue Vogue results
50x50 cm (20"x20") 25x25 cm (10"x10") 10x25 cm (4"x10")	lati sides 500x500 mm 249x249 mm 98x249 mm	EN ISO 10545-2	lati sides $\pm 0,6\%$	lati sides $\pm 0,3\%$
	spessore thickness 10 mm		spessore thickness $\pm 5\%$	spessore thickness $\pm 4\%$
Rettilinearità dei lati (superficie di esercizio) Straightness of sides (working surface)		EN ISO 10545-2	$\pm 0,5\%$	$\pm 0,4\%$
Ortogonalità Squareness		EN ISO 10545-2	$\pm 0,5\%$	$\pm 0,4\%$
Planarità della superficie Flatness		EN ISO 10545-2	$\pm 0,5\%$	$\pm 0,4\%$
Qualità della superficie Surface quality		EN ISO 10545-2	min. 95%	min. 95%

Proprietà fisiche / Physical properties

prova test	metodo di prova test methods	requisiti requirements	risultati Vogue Vogue results
Massa d'acqua assorbita (%) Water absorption (%)	EN ISO 10545-3	$0,5\% < E_b \leq 3,0\%$	1,5 %
Resistenza di rottura Tensile strength	EN ISO 10545-4	1.100 N min.	> 1.700 N
Modulo di rottura Modulus of rupture	EN ISO 10545-4	30 N/mm ² min.	> 40 N/mm ²
P.E.I. Resistenza all'abrasione (P.E.I.) Abrasion resistance (P.E.I.)	EN ISO 10545-7	riportare la classe di abrasione quote the abrasion class	vedi pagina prodotto refer to product page
Coefficiente di dilatazione termica lineare Coefficient of linear thermal expansion	EN ISO 10545-8	metodo di prova disponibile test method available	< $6,9 \times 10^{-5}/^{\circ}\text{C}$
Resistenza agli sbalzi termici Thermal shock resistance	EN ISO 10545-9	metodo di prova disponibile test method available	garantita guaranteed
Resistenza al cavillo Crazing resistance	EN ISO 10545-11	richiesta required	garantita guaranteed
Resistenza al gelo Frost resistance	EN ISO 10545-12	metodo di prova disponibile test method available	garantita guaranteed
Dilatazione dovuta all'umidità Expansion to humidity	EN ISO 10545-10	metodo di prova disponibile test method available	< 0,04%
Resistenza all'urto Impact resistance	EN ISO 10545-5	metodo di prova disponibile test method available	> 0,6 (vedi appendice P) (see P appendix)

Proprietà antiscivolo / Non-slip properties (escluso - except GP 015 - GP 020 - GP 025)

prova test	metodo di prova test methods	requisiti requirements	risultati Vogue Vogue results
determinazione proprietà antiscivolo: Determination of the anti-slip characteristics:	DIN 51130 grado scivolosità non-skid characteristics	R9 aderenza normale normal adhesion $6' \leq a \leq 10'$	R10 aderenza media medium adhesion $10' \leq a \leq 19'$ aderenza elevata high adhesion $19' \leq a \leq 27'$ a = angolo di inclinazione inclination angle
determinazione proprietà antiscivolo di zone bagnate a piedi nudi: Determination of the anti-slip characteristics for barefoot wet areas:	DIN 51097 angolo inclinazione (°) inclination angle (°)	A aderenza media medium adhesion $\geq 12 < 18$	A aderenza forte strong adhesion ≥ 24
Pendulum test UK	BS 7976-2:2002	metodo di prova disponibile - test method available	dry >36 wet -
DCOF - Dynamic Coefficient of Friction (Wet Areas Only)	ANSI A 137.1.:2012		> 0,42
coefficiente di attrito: (1) asciutto (cuoio) (2) bagnato (gomma) Coefficient of friction: (1) dry (leather) (2) wet (Rubber)	B.C.R.A.	$\mu \leq 0,19$ scivolosità pericolosa dangerous slipperiness	$0,20 \leq \mu \leq 0,39$ scivolosità eccessiva extreme slipperiness
		$0,40 \leq \mu \leq 0,74$ attrito soddisfacente satisfactory friction	$\mu \geq 0,75$ attrito eccellente excellent friction
			(1) $\mu > 0,45$ (2) $\mu > 0,52$

Proprietà chimiche / Chemical properties

prova test	metodo di prova test methods	requisiti requirements	risultati Vogue Vogue results
Resistenza alle macchie Stain resistance	EN ISO 10545-14	classe 3 min.	3 min. (vedi appendice P) (see P appendix)
Resistenza ai prodotti chimici d'uso domestico ed agli additivi per piscina Resistance to chemical products for housekeeping and to the additives used in swimming-pools	EN ISO 10545-13	GB min.	GB min.
Resistenza ad acidi e basi a bassa concentrazione Resistance to acids and bases at low concentrations	EN ISO 10545-13	indicata dal produttore indicated by the producer	GLB min.
Resistenza ad acidi e basi ad alta concentrazione Resistance to acids and bases at high concentrations	EN ISO 10545-13	metodo di prova disponibile test method available	GHB min.
Pb Cd Cessione di piombo e cadmio Lead and cadmium losses	EN ISO 10545-15	metodo di prova disponibile test method available	disponibile a richiesta available if required

Altre prove / Other tests

prova test	metodo di prova test methods	requisiti requirements	risultati Vogue Vogue results
Resistenza dei colori alla luce Colour resistance to light	DIN 51094	non previsto not foreseen	garantita guaranteed
Reazione al fuoco Reaction to the fire	senza prova without test	decisione 96/603/CE decision 96/603/CE	classe A1

Giunto e componibilità dei formati / Modularity and laying

Per ottenere un corretto risultato di posa il materiale deve essere posato con un giunto non inferiore a 2 mm (UNI 11493:2013).
To obtain a correct laying result the material should be laid with joints of no less than 2 mm (UNI 11493:2013).



www.ceramicavogue.it

made in italy

Art direction: Marcante-Testa (UdA)
Immagini 3D: R3Design - Officine Mimesi
Stampa: Arti Grafiche Biellesi (BI)
Ufficio stampa: info@sabrinagiacchetti.it
Stampato in Italia Novembre 2017

Ceramica VOGUE
è un marchio di




Socio Ordinario
del GBC Italia



Ceramics of Italy

Ceramica VOGUE
SS 143 Loc. Vergnasco
13882 Cerrione (BI) ITALIA
T. +39.015.672.1
Fax +39.015.671.626 (Italia)
Fax +39.015.671.352 (Export)
info@cervogue.com

Altaeco USA
7121 Austin Ave. Niles, Illinois 60714
info.usa@altaeco.com



Ceramica
VOGUE

TILES FOR ARCHITECTURE